

THE
FRUGAL HOUSEWIFE,

OR

Complete Woman Cook;

WHEREIN

THE ART OF DRESSING ALL SORTS OF VIANDS

IS EXPLAINED IN UPWARDS OF

FIVE HUNDRED APPROVED RECEIPTS,

Gravies
Sauces
Roasting
Boiling
Frying
Broiling
Potting
Collaring
Preserving

IN
Drying
Pickling
Stews
Hashes
Soups
Fricassees
Ragouts
Pastries
Pies

Tarts
Cakes
Puddings
Syllabubs
Creams
Flummery
Jellys
Giams
Custards, &c.

ALSO

THE MAKING OF ENGLISH WINES.

By SUSSANNAH CARTER.

TO WHICH IS ADDED

AN APPENDIX,

CONTAINING

SEVERAL NEW RECEIPTS ADAPTED TO THE
AMERICAN MODE OF COOKING.

NEW-YORK:

PRINTED AND SOLD BY G. & R. WAITE, NO. 64,
MAIDEN-LANE.

1803:

Handwritten text at the top of the page, including the word "MAY" and other illegible characters.

Handwritten text in the middle section of the page, appearing to be a list or series of entries.

Handwritten text in the lower middle section, including some numbers and symbols.

Handwritten text at the bottom of the page, possibly a signature or a date.

ALPHABETICAL INDEX.

GRAVIES and SAUCES. <i>General Directions for</i>	Page	Sauce, a standing one OF ROASTING.	Page
Anchovy Sauce	23	Beef	24
Apple Sauce	21	Cod's Head	37
Bread Sauce	21	Duck, Tame	31
Butter to melt	17	Duck, Wild	34
Butter to Burn	18	Eels	38
Cellery Sauce	19	Fowls	35
Cellery Sauce, brown	19	Fowls with Chesnuts	33
Egg Sauce	19	Fowls the German way	38
Essence of Ham	16	Goose	31
Fish Sauce	23	Goose with Green Sauce	33
Gravy to Draw	13	Hare	39
Gravy, white	13	Lamb	25
Gravy without Meat	14	Larks	26
Gravy for a Turkey or Fowl	14	Mutton	24
Gravy to make Mutton eat like Venison	} 15	Mutton, Venison	25
Gravy, for a Fowl when you have no Meat	} 15	Mutton, Breast of, with Force-meat	} 26
Gravy for Fish	15	Ortolans	37
Lobster Sauce	22	Partridges	35
Lemon Sauce	20	Pheasants	35
Mint Sauce	21	Pig	29
Mushroom Sauce for roasted or boiled	} 18	Pigeons	34
Onion Sauce	20	Pike	38
Oyster Sauce	21	Plovers	36
Pap Sauce	21	Pork	27
Parsley Sauce	21	Pork, Chine of, stuffed,	28
Parsley Sauce when no parsley can be got	} 21	Quails	35
Shallot Sauce	19	Rabbits	31
Shrimp Sauce	22	Rabbits, Hare Fashion	31
Sauce, a pretty one for boiled Fowls	} 20	Ruffs and Reefs	37
Sauce for Fish Pies	17	Snipes	34
Sauce for sweet Pies	17	Teal	34
Sauce for savoury Pies	17	Turkey	31
Sauce for roast meat	17	Turkey with Chesnuts	33
		Tongue and Udder	26
		Veal	26
		Venison	29
		Wigeons	34
		Woodcocks	34

INDEX:

OF BOILING.		Page
Artichoaks	57	
Asparagus	56	
Beans, French	58	
Beans, Broad	59	
Beef	39	
Brocoli	58	
Cabbage	59	
Calf's Head	40	
Carp	51	
Carrots	62	
Chickens	43	
Cod	47	
Cod's Head	48	
Crimp Cod	48	
Cauliflower	57	
Ducks	42	
Eels	53	
Flounders	49	
Fowls	42	
Goose	42	
Ham	42	
Lamb	41	
Mackrel	52	
Mutton	39	
Neat's Tongue	41	
Partridges	46	
Parsnips	61	
Peas, Green	59	
Pheasants	46	
Pigeons	44	
Pike	53	
Plaice	49	
Pork, Leg of	39	
Pork, Pickled	40	
Potatoes	62	
Rabbits	44	
Rabbits with Onions	45	
Salmon	50	
Seate	49	
Snipes	45	
Soals	49	
Spinach	60	
Sprouts		60
Sturgeon		50
Tench		52
Turbot		47
Turkey		42
Turnips		61
Turtle		54
Veal		46
Venison		42
Woodcocks		45

OF FRYING.		Page
Artichoak Bottoms		65
Beef Collops		63
Beef Steaks		68
Calf's Liver and Bacon		68
Carp		68
Cellary		
Cauliflowers		
Eels		72
Eggs as round' as Balls		68
Flat Fish		71
Herrings		71
Lamb, loin of		64
Lampries		72
Mutton Cutlets		67
Onions		
Oysters		
Parsley		
Potatoes		
Sausages with Apples		65
Scotch Collops		66
Small Fish		
Sweetbreads and Kidneys		68
Tench		66
Tripe		63
Trout		70
Veal Cutlets		67
Veal, cold		65

BROILING.		Page
Beef Steaks		76
Chickens		77
Cod		77

INDEX.

God's Sounds	78	Turkey or Powl	85
Eels	79	Veal in general	83
Eels Spitchcocked	79	Wild Fowl	89
Eggs	83	HASHES.	
Haddocks	77	Beef	95
Herrings	78	Brain Cakes	96
Mackrel	78	Calf's Head brown or	97
Mutton Chops	76	white	98
Pigeons	76	Fowls	99
Pork Chops	76	Hare	100
Salmon	77	Lamb's Head and Pluck	96
Whitings	77	Mutton	96
STEWING.		Mock Turtle	98
Beef	80	Veal, to mince	97
Beef Collops	82	SOUPS.	
Beef Gobbets	81	Gravy Soup	100
Beef Steaks	82	Giblet Soup	101
Breast of Veal	84	Pease Soup	101
Brisket of Beef	81	Green Pease Soup	102
Cabbage red	94	White Portable Soup	103
Carp or Tench	89	Brown Portable Soup	104
Chickens	87	Vermicelli Soup,	106
Cod	96	Soup Lorrain	106
Cucumbers	93	Sorrel Soup with Eggs	107
Ducks	83	Asparagus Soup	108
Eels	91	Craw-fish Soup	108
Giblets	89	Oyster Soup	109
Hare	85	Earl Soup	109
Hare to Jug	86	Brown Soup	110
Knuckle of Veal	83	White Soup	110
Mushrooms	94	Onion Soup	111
Mutton Chops	85	Rice Soup	112
Neck or Leg of Mutton	85	Turnip Soup	112
Neck of Veal	84	Soup Meagre	113
Ox Palates	82	FRICASEES.	
Oysters or Muscles	91	Artichoke bottoms	115
Parsnips	92	Calf's Head	115
Pease with Lettuce	93	Calf's Feet	116
Pears	94	Chickens white	120
Pig	84	Chickens brown	121
Pigeons	87	Cod	121
to Jug	88	Eggs, white or brown	124
Spinach and Eggs	92	Flounders	122

INDEX.

Hare	119	Carp pie	126
Lamb, brown or white	116	Chicken pie	126
Lamb stones and Sweet- breads	} 117	Cherry pie	143
Mushrooms	125	Eel pie	141
Neat's Tongue	114	Egg pie	139
Ox Palates	114	Flounder pie	140
Pig's Ears	118	Gooseberry pie	143
Pig's Petittoes	118	Hare pie	133
Pigeons	121	Hen pie	136
Plaise	122	Lamb pie	134
Rabbits, white	119	Lamb pie with Currants	135
Rabbits, brown	120	Lamb-stones and Sweet- bread pie	} 138
Seals	122	Lamprey pie	141
Sweetbreads	116	Lumber pie	134
Tench, white or brown	123	Minced pie	139
Tripe	115	Mutton pie	135
RAGOUTS.		Neat's Tongue pie	138
A rich Ragout	129	Oyster pie	140
Ragouts for made dishes	129	Pear pie	142
Beef, called Beef a-la- mode	} 126	Pigeon pie	137
Breast of Veal	126	Plumb pie	143
Eggs	130	Potatoe pie	141
Hog's Feet and Ears	128	Shrewsbury pie	134
Leg of Mutton	128	Sweet Chicken pie	136
Neck of Veal	127	Trout pie	144
Oysters	131	Turkey pie	137
Snipes	129	Venison pastry	136
Sturgeon	130	Veal pie	139
Veal Sweetbreads	127	Umble pie	133
PASTRY.		TARTS of divers KINDS.	
Paste for tarts	132	Icing for Tarts	145
Puff Paste	132	Almond Tarts	146
Paste for raised pies	132	Apricot Tarts	144
Paste for Venison pasties	133	Apple Tarts	144
Paste for Custards	133	Lemon Tarts	145
Paste Royal	133	Lemon Puffs	146
Artichoke pie	141	Orange Tarts	145
Apple pie	142	Orange Puffs	146
Battalia pie	138	Pear Tarts	144
Calf's Head pie	138	CAKES.	
		Rich Cakes	147, 148

INDEX.

Spanish Cake	149	Marrow Pudding	164
Portugal Cake	149	Rice Pudding	165
Dutch Cakes	149	Poor Man's Pudding	165
Shrewsbury Cakes	150	Orange Pudding	166
Marlborough Cakes	150	Carrot Pudding	166
Queen Cakes	150	Quince, Apricot, or white Pear, Plum Pudding	167
Uxbridge Cakes	151	Italian Pudding	167
A Pound Cake	151	Apple Pudding, baked	168
Seed Cake	152	Norfolk Dumplings	168
Almond Cake	152	Hard Dumplings	168
Saffron Cakes	152	Apple Dumplings	168
Orange Cakes	153	SYLLABUBS, CREAMS,	
Common Biscuits	154	and FLUMMERY.	
Whigs	154	A fine Syllabub	169
Buns	155	White Syllabub	169
Maccaroons	155	A fine Cream	170
Fritters	155	Lemon Cream	170
Pancakes	156	Raspberry Cream	170
Cheese-cakes	156	Whipt Cream	171
Cheese-cakes without Rennet	157	A Trifle	171
Potatoe or Lemon Cheese-cakes	158	Flummery	171
PUDDINGS.		Oatmeal Flummery	172
A plain boiled Pudding	158	JELLIES, GIAMS, and	
Light Pudding	159	CUSTARDS.	
Quaking Pudding	159	Calf's Feet Jelly	173
Biscuit Pudding	159	Hart's Horn Jelly	173
Plumb Pudding, boiled	160	Currant Jelly	174
Tunbridge Pudding	160	Raspberry Giam	174
Custard Pudding	161	Custards	175
Hunting Pudding	161	Custards boiled	175
Suet Pudding, boiled	161	Almond Custards	176
Steak Pudding	162	Rice Custards	176
Potatoe Pudding, boiled	162	POTTING.	
Almond Pudding, boiled	162	Beef	176
Rice Pudding, boiled	163	Charrs	177
Prune or Damson Pudding	163	Eels	177
Apple Pudding	163	Bowls	177
Baked Pudding	164	Lampreys	177
Bread Pudding, baked	164	Pigeons	177
Millet Pudding	164	Trout	177

INDEX

Venison	176	Raisin Wine	190
COLLARING.		Raspberry Wine	191
Beef	178	Morella Wine	192
Breast of Veal	178	Elder Wine	192
Breast of Mutton	179	Cowslip Wine	192
Eels	179	Mead	193
Pork	179	Balm Wine	193
PRESERVING.		Birch Wine	194
Angelica, to candy	183	Orange Wine	195
Apricots, to preserve	179	Apricot Wine	195
Apricots, Green	180	Damson Wine	195
Beans, French all the year	180	Sage Wine	196
Bullace	177	Quince Wine	197
Cherries	181	Lemon Wine	197
Cherries, to dry	182	Barley Wine	198
Currants, to preserve	181	Plumb Wine	198
Damsons, to preserve	178	Palermo Wine	199
Gooseberries	178	Clary Wine	199
Marmalade, to make	178	Orange Wine with Rasins	200
Mulberries, to preserve	178	Frontinac	200
Peaches, to dry	182	English Champaign	201
Peaches, to preserve	179	Saragosa, or Sack	201
Peas, till Christmas	180	Mountain Wine	202
Plumbs	180	Cherry Brandy	202
Raspberries	181	Shrub	202
PICKLING.		Milk Punch	203
Asparagus	183	To recover Wine	203
Barberries	185	To fine Wine	204
Beans, French	187	To clear Wine	204
Cabbage	187		
Cucumbers	188		
Mangos or Melons	184		
Mushrooms	184		
Nastertion Buds, or Seed	184		
Onions	185		
Radish Pods	186		
Sampfire	186		
Walnuts	188		
MADE WINES.			
Gooseberry Wine	189		
Currant Wine	190		

APPENDIX,

Containing

Several new Receipts adapted
to the American mode of

Cooking & Baking

in the

Kitchen

A Bill of Fare for every Month in the Year.

IN MARCH.

DINNER.

Roast Beef, and horse radish to garnish the dish; *salt-fish* with egg sauce, and potatoes or parsnips, with melted butter; *pease-soup*.

Or,—*Ham* and *fowls* roasted: *marrow puddings*.

Or,—*Leg of mutton* boiled, with turnips and caper sauce: *cod* boiled, with oyster sauce, and garnished with horse-radish; a *bread-pudding*.

SUPPER.

Scollop or *fried oysters*: *leg of lamb*, with *spinach*: *tarts* and *fruit*.

Or,—*Fricasee* of *Coxcombs*, *lamb stones*, and *sweetbreads*: *pigeon pie*, and *marrow pudding*.

IN APRIL.

DINNER.

Ham and *Chickens* roasted, with *gravy sauce*: a piece of *boiled beef*, and *carrots* and *greens*.

Or,—A *roasted shoulder of veal* stuffed, and *melted butter*: a *leg of pork* boiled, and *pease pudding*.

Or,—A dish of *fish*, (as in season): *roast beef* garnished with *horse-radish*, and *plumb pudding*.

SUPPER.

Fricasee of *lamb-stones* and *sweetbreads*, or *sucking rabbits*: *roasted pigeons* and *asparagus*.

Or,—*Boiled fowls* and *bacon*, or *pickled pork*, with *greens* and *butter melted*, a *baked plumb pudding* or *tarts*.

IN MAY.

DINNER.

Beef Soup, with *herbs* well boiled; *fillet of veal* well stuffed and roasted; a *ham* boiled.

Or,—*Rump of beef* salted and boiled, with a *summer cabbage*: *fresh salmon* boiled, and *fried smelts* to garnish the dish, with *lobster* or *shrimp sauce*.

Or,—*Saddle of mutton* roasted, with a *spring sallad*, and a dish of *fish*.


SUPPER.

Ducklings roasted with *gravy sauce*: *Scotch collops*, with *mushrooms*, &c. *tarts*.

Or,—*Green Goose*, with *gravy sauce*: *collared eels*: *tarts*.

A BILL OF FARE,

FOR EVERY MONTH IN THE YEAR.



IN JANUARY.

DINNER.

BEEF SOUP, made of brisket of beef; and the beef served up in the dish. *Turkey* and *Chine* roasted, with gravy and onion sauce; *minced-pies*.

Or,—*Achbone* of beef boiled, and carrots and savoys, with melted butter; *ham* and *fowls* roasted, with rich gravy; *tarts*.

Or,—*Vermicelli Soup*; *fore quarter of lamb* and sallad in season; *fresh salmon*, a sufficient quantity boiled, with smelts fried, and lobster sauce; *minced pies*.

SUPPER.

Chickens fricaseed; *wild ducks* with rich gravy sauce; a piece of *sturgeon* or *brawn*, and *minced pies*.

Or,—A *hare* with a pudding in its belly, and a strong gravy and claret sauce; *hen turkey* boiled with oyster sauce and onion sauce; *brawn* or *minced pies*.

IN FEBRUARY.

DINNER.

Chine or *saddle* of mutton roasted, with wickles; *calf's head* boiled and grilled, garnished with broiled slices of bacon, and with brains mashed with parsley and butter, salt, pepper, and a little vinegar; the tongue slit and laid upon the brains, a *boiled pudding*.

Or,—*Ham*, and *fowls* roasted, with gravy sauce; *leg of lamb* boiled, with spinach.

Or,—A piece of *fresh salmon*, with lobster sauce, and garnished with fried *smelts* and *flounders*; *chickens* roasted and *asparagus*, with gravy and plain butter.

SUPPER.

Scotch collops; *ducklings*, with rich gravy; *minced pies*.

Or,—*Fried Soals* with shrimp sauce; *fore quarter of lamb* roasted, with mint sauce; dish of *tarts* and *custards*.

A Bill of Fare for every Month in the Year.

I N J U N E.

DINNER.

Leg of grass lamb boiled, with capers, carrots and turnips: *shoulder or neck of venison* roasted, with rich gravy and claret sauce: *marrow pudding*.

Or,—*Saddle of grass lamb* roasted, with mint sauce and turnips: *turbot* boiled, with shrimp and anchovy sauce: a *quaking pudding*.

Or,—A *Haunch of Venison* roasted, with rich gravy and claret sauce: *tarts*.

SUPPER.

Fricasee of young rabbits, roast *fowls* and gravy sauce: *gooseberry tarts*.

Or,—*Mackrel* boiled, with plain butter and mackrel herbs: *leg of lamb* boiled and spinach.

I N J U L Y.

DINNER.

Green goose, with gravy sauce: *neck of veal* boiled, with *bacon*, and greens.

Or,—*Roasted Pig*, with proper sauce of gravy and brains pretty well seasoned: *mackrel* boiled, with melted butter and herbs: *green pease*.

Or,—*Mackrel* boiled, with melted butter and herbs: *fore quarter of lamb*, with sallad of coss lettuce, &c.

SUPPER.

Chickens roasted with gravy or egg sauce: *lobsters* or *prawns*: *green goose*.

Or,—*Stewed Carp: duchslings*, with gravy sauce, and *pease*.

I N A U G U S T.

DINNER.

Ham and *fowls* roasted, with gravy sauce: *beans*.

Or,—*Neck of Venison*, with gravy and claret sauce: *fresh salmon* with lobster sauce: *apple pie* hot and buttered.

Or,—*Beef a-la-mode*: *green pease*: *haddock* boiled, and fried *soals* or *flounders* to garnish the dish.

SUPPER.

White fricasee of chickens: *green pease*; *ducks*, roasted, with *gravy* sauce.

Or,—*Chickens* or *pigeons* roasted, with *asparagus*: *artichokes*, with melted butter.

A Bill of Fare for every Month in the Year.

IN SEPTEMBER.

DINNER.

Green pease soup: breast of veal roasted: boiled plain pudding.

Or,—A leg of lamb boiled, with turnips, spinach, and caper sauce: goose roasted, with gravy, mustard, and apple sauce: and pigeon pie.

SUPPER.

Boiled pullets, with oyster sauce, greens and bacon: dish of fried soals.

Or,—A leveret, with gravy sauce; wild ducks, with gravy sauce and onion sauce: apple pie.

IN OCTOBER.

DINNER.

Cod's head, with shrimp and oyster sauce: knuckle of veal and bacon, and greens.

Or,—A leg of mutton boiled, with turnips and caper sauce: Scotch collops: fresh salmon boiled, with shrimp and anchovy sauce.

Or,—Calf's head dressed turtle fashion: roast beef, with horse-raddish: beef soup.

SUPPER.

Wild ducks, with gravy sauce: scolloped oysters: minced pies.

Or,—Fried smelts, with anchovy sauce: boiled fowl, with oyster sauce: minced pies or tarts.

IN NOVEMBER.

DINNER.

A roasted goose, with gravy and apple sauce, and mustard: cod's head, with oyster sauce: minced pies.

Or,—Roast tongue and adder: roast fowls, and pigeon pie.

SUPPER.

Stewed carp: calf's head hashed: minced pies.

IN DECEMBER.

DINNER.

Ham and fowls roasted, with greens and gravy sauce: gravy soup: fresh salmon, garnished with whiting or trout fried, and with anchovy sauce.

Or,—Cod's head, with shrimp and oyster sauce: roast beef, garnished with horse raddish: and plumb pudding boiled.

Or,—Roast beef with horse raddish, marrow pudding, and Scotch collops.

SUPPER.

Brawn: pullets boiled, and oyster sauce: minced pies.

Or,—Broiled chickens, with mushrooms: a hare or wild ducks, with rich gravy sauce: minced pies.



THE
FRUGAL HOUSEWIFE.



CHAP. I
OF GRAVIES AND SAUCES.



No. 1. *To draw Gravy.*

CUT a piece of beef into thin slices, and fry them brown in a stew-pan, with two or three onions, and two or three lean slices of bacon; then pour to it a ladle of strong broth, rubbing the brown from the pan very clean; add to it more strong broth, claret, white wine, anchovy, and a taggot of sweet herbs; season it, and stew it very well. Strain it off, and keep it for use.

No. 2. *To make White Gravy.*

Take part of a knuckle of veal, or the worst part of a neck of veal, boil about a pound of

this in a quart of water, an onion, some whole pepper, six cloves, a little salt, a bunch of sweet herbs, and half a nutmeg sliced; let them boil an hour, then strain off the liquor, and keep it for use.

No. 3. *A Gravy without Meat.*

Take a glass of small beer, a glass of water, an onion cut small, some pepper and salt, and a little lemon peel grated, a clove or two, a spoonful of mushroom liquor, or pickled walnut liquor; put this into a bason; then take a piece of butter, put it in a sauce-pan, and set it on the fire, that it may melt; then dredge in some flower, and stir it well till the froth sinks, and it will be brown, put in some sliced onion, then put your mixture to the brown butter and give it a boil up.

No. 4. *Gravy for a Turkey or Fowl.*

Take a pound of lean beef, cut and hack it, then flour it well, put a piece of butter as big as a hen's egg into a stew pan; when it is melted, put in your beef, fry it on all sides a little brown, then pour in three pints of boiling water, and a bundle of sweet herbs, two or three blades of mace, three or four cloves, twelve whole pepper-corns, a little bit of carrot, a little crust of bread toasted brown; cover it close, and let it boil till there is about a pint or less, then season it with salt, and strain it off.

No. 5. *Gravy to make Mutton eat like Venison.*

Take a woodcock or snipe, that is stale, (the staler the better) pick it, cut it in two, and hack it with a knife; put it into a stew-pan, with us much gravy as you shall want, and let it simmer for half an hour; then strain the gravy for use. This will give the mutton so true a flavour of game, that no one can tell it from venison.

No. 6. *Gravy for a Fowl, when you have no Meat ready.*

Take the neck, liver, and gizzard, boil them in half a pint of water, with a little piece of bread toasted brown, a little pepper and salt and a little bit of thyme. Let them boil till there is about a quarter of a pint: then pour in a glass of red wine, boil it and strain it; then bruise the liver well in, and strain it again; thicken it with a little piece of butter rolled in flour, and it will be very good.

No. 7. *To make a strong Fish Gravy.*

Take two or three eels, or any fish you have, skin or scale them, gut them and wash them from grit, cut them into little pieces, put them into a sauc-pan, cover them with water, a little crust of bread toasted brown, a blade or two of mace, some whole pepper, a few sweet herbs, and a little bit of lemon-peel. Let it boil till it is rich and good, then have ready a piece of butter, according to your gravy; if a pint, as big as a walnut.

Melt it in the sauce-pan, shake in a little flour, and toss it about till it is brown, and then strain in the gravy to it. Let it boil a few minutes, and it will be good.

No. 8. *To make Essence of Ham.*

Take off the fat of a ham, and cut the lean in slices, beat them well, and lay them in the bottom of a sauce-pan, with slices of carrots, parsnips, and onions; cover your pan and set it over a gentle fire; let them stew till they begin to stick, then sprinkle on a little flour, and turn them; moisten them with broth and veal gravy. Season them with three or four mushrooms, as many truffles, a whole leek, some parsley, and half a dozen cloves; or instead of a leek, a clove of garlic. Put in some crumbs of bread, and let them simmer over the fire for three quarters of an hour; strain the liquor, and set it aside for use. Any pork or ham that is well cured will answer the purpose.

No. 9. *To make a standing Sauce.*

Take a quart of claret or white wine, put it in a glazed jar, with the juice of two lemons, five large anchovies, some Jamaica pepper whole, some sliced ginger, some mace, a few cloves, a little lemon-peel, horse-raddish sliced, some sweet herbs, six shallots, two spoonfuls of capers, and their liquor, put all these in a linen bag, and put it into the wine, stop it close, and set the vessel in a kettle of

hot water for an hour, and keep it in a warm place. A spoonful or two of this liquor is good in any sauce.

No. 10. *To make Sauce for roasted Meat.*

Take an anchovy, wash it very clean, and put to it a glass of red wine, a little strong broth or gravy, some nutmeg, one shallot shred and the juice of a Seville orange; stew these together a little, and pour it to the gravy that runs from your meat.

No. 11. *To make sauce for Savoury Pies.*

Take some gravy, some anchovy, a bunch of sweet herbs, an onion, and a little mushroom liquor; boil it a little, and thicken it with burnt butter; then add a little claret, open your pie, and put it in. This serves for mutton, lamb, veal, or beef pies.

No. 12. *To make Sauce for a sweet Pie.*

Take some white wine, a little lemon juice, or verjuice, and some sugar; boil it, then beat two eggs, and mix them well together; then open your pie, and pour it in. This may be used for veal or lamb pies.

No. 13. *To make Sauce for Fish Pies.*

Take claret, white wine and vinegar, oyster liquor, anchovies, and drawn butter; when the pies are baked, pour it in with a funnel.

No. 14. *To melt Butter Thick.*

Your saucepan must be well tinned, and very clean. Just moisten the bottom with as

small a quantity of water as possible; not above a spoonful to half a pound of butter. You may or may not dust the butter with flour: it is better not to flour it. Cut the butter in slices, and put it into the pan a little before the water becomes hot. As it melts, keep the pan shaking one way frequently; and when it is all melted let it boil up, and it will be smooth, fine, and thick.

No. 15. *To burn Butter.*

Put two ounces of butter over a slow fire, in a stew-pan or sauce-pan, without water. When the butter is melted, dust on a little flour, and keep it stirring till it grows thick and brown.

No. 16. *To make Mushroom Sauce for White Fowls.*

Take a pint of mushrooms, wash and pick them very clean, and put them into a sauce-pan, with a little salt, some nutmeg, a blade of mace, a pint of cream, and a good piece of butter rolled in flour. Boil these all together and keep stirring them; then pour your sauce into the dish, and garnish with lemon.

No. 17. *Mushroom Sauce for White Fowls boiled.*

Take half a pint of cream, and a quarter of a pound of butter, stir them together one way till it is thick; then add a spoonful of mushroom pickle, pickled mushrooms, or fresh if you have them. Garnish only with lemon.

No. 18. *To make Celery Sauce, for roasted or boiled Fowls, Turkies, Partridges, or other Game.*

Take a large bunch of celery, wash and pare it very clean, cut it into little thin bits, and boil it softly in a little water till it is tender; then add a little beaten mace, some nutmeg, pepper and salt, thickened with a good piece of butter rolled in flour; then boil it up, and pour it in the dish.

No. 19. *To make brown Celery Sauce.*

Stew the celery as above, then add mace, nutmeg, pepper, salt, a piece of butter rolled in flour, with a glass of red wine, a spoonful of catchup, and half a pint of good gravy; boil all these together, and pour into the dish. Garnish with lemon.

No. 20. *To make Egg Sauce for roasted Chickens.*

Melt your butter thick and fine, chop two or three hard-boiled eggs fine, put them into a bason, pour the butter over them, and have good gravy in the dish.

No. 21. *Shallot Sauce for roasted Fowls.*

Take five or six shallots, peel and cut small, put them into a sauce-pan, with two spoonfuls of white wine, two of water, and two of vinegar; give them a boil up, and pour them into the dish, with a little pepper and salt. Fowls laid on water-cresses are very good without any other sauce.

No. 22. *Shallot Sauce for a Scrag of Mutton boiled.*

Take two spoonfuls of the liquor the mutton is boiled in, two spoonfuls of vinegar, two or three shallots cut fine, with a little salt; put it into a sauce-pan, with a piece of butter as big as a walnut, rolled in a little flour; stir it together, and give it a boil. For those who love shallots, it is the prettiest sauce that can be made to a scrag of mutton.

No. 23. *To make Lemon Sauce for boiled Fowls.*

Take a lemon, pare off the rind then cut it into slices, cut it small, and take all the kernels out; bruise the liver with two or three spoonfuls of good gravy, then melt some butter, mix all together, give them a boil, and cut in a little lemon-peel very small.

No. 24. *A pretty Sauce for a boiled Fowl.*

Take the liver of the fowl, bruise it with a little of the liquor, cut a little lemon-peel fine, melt some good butter, and mix the liver by degrees; give it a boil, and pour it into the dish.

No. 25. *To make Onion Sauce.*

Boil some large onions in a good deal of water, till they are very tender; put them into a cullender, and when drained, pass them through it with a spoon; put them into a clean saucepan, with a good piece of butter, a little salt, and a gill of cream: Stir them over the fire till they are of a good thickness.

No. 26. *To make Apple Sauce.*

Take as many boiling apples as you chuse, peel them, and take out all the cores; put them in a sauce-pan with a little water, a few cloves, and a blade of mace; simmer them till quite soft. Then strain off all the water, and beat them up with a little brown sugar and butter.

No. 27. *Bread, or Pap-sauce.*

Take a pint of water, put in a good piece of crumb of bread, a blade of mace, and a little whole pepper; boil it for eight or ten minutes, and then pour the water off; take out the spice, and beat up the bread with a little butter.

No. 28. *Mint Sauce.*

Take young mint, pick and wash it clean; then shred it fine, put it into a small bason sprinkle it well with sugar, and pour in vinegar to your palate.

No. 29. *Parsley Sauce.*

Tie parsley up in a bunch, and boil it till soft; shred it fine, and mix it with melted butter.

No. 30. *To make Parsley Sauce in Winter, when there is no Parsley to be got.*

Take a little parsley-seed, tie it up in a clean rag, and boil it for ten minutes in a sauce-pan; then take out the seeds, and let the water cool a little. Take as much of the liquor as you want, dredge in a little flour, and then put in your butter and melt it. Shred a

little boiled spinach, and put it in also; and pour it into a boat.

No. 31. *To make Lobster sauce.*

Take a lobster, bruise the body and spawn that is in the inside very fine, with the back of a spoon; mince the meat of the tail and claws very small, melt your butter of a good thickness, put in the bruised part, and shake it well together; then put in the minced meat, with a little nutmeg grated, and a spoonful of white wine; let it just boil up, and pour it into boats, or over your fish.

No. 32. *To make Shrimp sauce.*

Put half a pint of shrimps, clean picked; into a gill of good gravy; let it boil with a lump of butter rolled in flour, and a spoonful of red wine.

No. 33. *To make Oyster sauce.*

Take a pint of oysters that are tolerably large; put them into a saucepan with their own liquor, a blade of mace, a little whole pepper, and a bit of lemon-peel; let them stew over the fire till the oysters are plump; pour all into a clean pan, and wash them carefully one by one, out of the liquor; strain about a gill of the liquor through a fine sieve, and the same quantity of good gravy, cut half a pound of fresh butter in pieces, roll up some in flour, and then put in all to your oysters; set it over the fire, shake it round often till it boil, and add a spoonful of white wine; let it just boil, and pour it into your bason or boat.—Many

people add an anchovy, which greatly enriches the sauce.

No. 34. *To make Anchovy sauce.*

Strip an anchovy, bruise it very fine, put it into half a pint of gravy, a quarter of a pound of butter rolled in flour, a spoonful of red wine, and a tea spoonful of catchup; boil all together till it is properly thick, and serve it up. Add a little lemon juice if you please.

No. 35. *To make a good Fish sauce.*

Take half a pint of water, two anchovies split, a clove, a bit of mace, a little lemon peel, a few pepper corns, and a large spoonful of red wine; boil all together, till your anchovy is dissolved; then strain it off, and thicken it with butter rolled in flour. This is the best sauce for skate, maids, or thornback.

N. B. *For other particular Sauces see the receipts for different dishes.*

OF ROASTING.

General Rules to be observed in Roasting.

YOUR fire must be made in proportion to the piece you are to dress; that is, if it be a little or thin piece, make a small brisk fire, that it may be done quick and nice; but if a large joint, observe to lay a good fire to cake, and let it be always clear at the bottom. Allowing a quarter of an hour for every pound

of meat at a steady fire, your expectations will hardly ever fail, from a sirloin of beef to a small joint: nevertheless, I shall mention some few observations as to Beef, Mutton, Lamb, Veal, Pork, &c.

BUTCHER'S MEAT.

To Roast Beef.

If it be a sirloin or chump, butter a piece of writing-paper, and fasten it on the back of your meat with small skewers, and lay it down to a soaking fire, at a proper distance. As soon as your meat is warm, dust on some flour, and baste it with butter; then sprinkle some salt, and, at times, baste it with what comes from it. About a quarter of an hour before you take it up, remove the paper, dust on a little flour, and baste it with a piece of butter, that it may go to table with a good froth. Garnish your dish with scraped horse-radish, and serve it up with potatoes, brocoli, French beans, cauliflower, or celery.

To roast Mutton.

If a chine, or saddle of mutton, let the skin be raised, and then skewered on again; this will prevent it from scorching, and make it eat mellow: a quarter of an hour before you take it up, take off the skin, dust on some flour, baste it with butter and sprinkle on a little salt. As the chine, saddle, and leg, are the largest joints, they require a stronger fire than the shoulder, neck or loin. Garnish with scraped horse-raddish; and serve it up with

potatoes, brocoli, French beans, cauliflower, water-cresses, horse-radish, pickled cabbage, and other pickles.

Serve up a shoulder of mutton, with onion sauce.—*See the sauce Articles, No. 25.*

To roast Mutton Venison Fashion.

Take a hind quarter of fat mutton, and cut the legs like a haunch; lay it in a pan with the back side of it down; pour a bottle of red wine over it, and let it lie twenty-four hours; then spit it, and baste it with the same liquor and butter all the time it is roasting, at a good quick fire, and two hours and a half will do it. Have a little good gravy in a boat, and currant jelly in another.—*See No. 1, or No. 5.*—A good fat neck of mutton eats finely done thus.

A Shoulder or Leg of Mutton stuffed.

Stuff a leg of mutton with mutton suet, salt, pepper, nutmeg, grated bread, and yolks of eggs; then stick it all over with cloves, and roast it; when it is about half done, cut off some of the under-side of the fleshy end in little bits; put those into a pipkin with a pint of oysters, liquor and all, a little salt and mace, and half a pint of hot water; stew them till half the liquor is wasted, then put in a piece of butter rolled in flour, shake all together, and when the mutton is enough, take it up; pour the sauce over it, and send it to table.

To roast a Breast of Mutton with Forc'd-meat.

A breast of mutton dressed thus is very good; the forc'd-meat must be put under the skin at the end, and then the skin pinned down with thorns; before you dredge it wash it over with a bunch of feathers dipt in eggs. Garnish with lemon; and put good gravy in the dish.—The force-meat may be the same as in the last receipt.

To roast a Tongue, or Udder.

Parboil it first, then roast it: stick eight or ten cloves about it; baste it with butter, and send it up with gravy and sweet sauce. An udder eats very well done the same way.

To roast Lamb.

Lay it down to a clear good fire that will want little stirring; then baste it with butter, and dust on a little flour; baste it with what falls from it: and a little before you take it up, baste it again with butter, and sprinkle on a little salt, and parsley shred fine. Send it up to table with a nice sallad, mint sauce, green peas, French beans, or cauliflower.—See sauce, No. 28.

To roast Veal.

When you roast the loin or fillet, paper the udder of the fillet to preserve the fat, and the back of the loin to prevent it from scorching; lay the meat at first some distance from the fire, that it may soak; baste it well with but-

ter, then dust on a little flour. When it has soaked some time, draw it near the fire: and a little before you take it up, baste it again. Most people chuse to stuff a fillet. The breast you must roast with the caul on, and the sweet-bread skewered on the back-side. When it is near enough, take off the caul, and baste it with butter. It is proper to have a toast nicely baked, and laid in the dish with a loin of veal, garnish with lemon and barberries.

The stuffing of a fillet of veal is made in the following manner: take about a pound of grated bread, half a pound of suet, some parsley shred fine, thyme, marjoram, or savory, which you like best, a little grated nutmeg, lemon-peel, pepper and salt, and mix these well together with whites and yolks of eggs.

To roast Pork.

Pork requires more doing than any other meat; and it is best to sprinkle it with a little salt the night before you use it, (except on the rind, which must never be salted) and hang it up; by that means it will take off the faint, sickly taste.

When you roast a chine of Pork, lay it down to a good fire, and at a proper distance, that it may be well soaked.

A spare-rib is to be roasted with a fire that is not too strong, but clear; when you lay it down, dust on some flour, and baste it with butter: a quarter of an hour before you take

it up, shred some sage small; baste your pork, strew on the sage, dust on a little flour, and sprinkle a little salt before you take it up.

A loin must be cut on the skin in small streaks, and then basted, but put no flour on, which would make the skin blister: Be careful that it is jointed before you lay it down to the fire.

A leg of Pork is often roasted with sage and onion shred fine, with a little pepper and salt, and stuffed at the knuckle; with gravy in the dish: But a better way is this: parboil it first, and take off the skin; lay it down to a good clear fire, baste it with butter, then shred some sage fine and mix it with pepper, salt, nutmeg; and bread crumbs; strew this over it whilst it is roasting; Baste it again with butter just before you take it up, that it may be of a fine brown, and have a nice froth: send up some good gravy in the dish, and serve it up with apple sauce and potatoes.—*See sauce, No. 26.*

To stuff a Chine of Pork.

Make a stuffing of the fat leaf of pork, parsley, thyme, sage, eggs, and crumbs of bread, season it with pepper, salt, shallotes and nutmeg, and stuff it thick; then roast it gently, and when it is about a quarter roasted, cut the skin in slips. Serve it up with apple sauce as in the foregoing receipt.

To roast a Pig.

Spit your pig, and lay it down to a clear fire, kept good at both ends: Put into the belly a few sage leaves, a little pepper and salt, a small crust of bread, and a bit of butter: then sew up the belly: flour it all over very well, and do so till the eyes begin to start. When you find the skin is tight and crisp, and the eyes are dropped, put two plates into the dripping pan, to save what gravy comes from it: put a quarter of a pound of butter into a clean coarse cloth, and rub all over it till the flour is quite taken off; then take it up into your dish, take the sage, &c. out of the belly and chop it small; cut off the head, open it, and take out the brains, which chop, and put the sage and brains into half a pint of good gravy, with a piece of butter rolled in flour; then cut your pig down the back, and lay it flat in the dish: Cut off the two ears, and lay one upon each shoulder; take off the under jaw, cut it in two, and lay one upon each side; put the head between the shoulders; pour the gravy out of the plates into your sauce, and then into the dish; send it up to table garnished with lemon, and if you please, pap sauce in a bason. *See sauce, No. 27.*

GAME and POULTRY.

To roast Venison.

After the haunch of venison is spitted, take a piece of butter, and rub all over the

dust on a little flour, and sprinkle a little salt: then take a sheet of writing paper, butter it well, and lay over the fat part; put two sheets over that, and tie the paper on with small twine: Keep it well basted, and let there be a good soaking fire. If a large haunch, it will take near three hours to do it. Five minutes before you send it to table, take off the paper, dust it over with a little flour, and baste it with butter, let it go up with a good froth; put no gravy in the dish, but send it in one boat, and currant jelly melted in another.

To roast a hare.

Case and truss your hare, and then make a pudding thus: A quarter of a pound of beef suet minced fine; as much bread crumbs; the liver chopped fine; parsley and lemon-peel shred fine, seasoned with pepper salt, and nutmeg. Moisten it with an egg, and put it into the hare, sew up the belly, and lay it down to a good fire: Let your dripping pan be very clean; put into it a quart of milk, and six ounces of butter, and baste it with this till the whole is used: about five minutes before you take it up, dust on a little flour, and baste with fresh butter, that it may go to table with a good froth. Put a little gravy in the dish, and the rest in a boat: Garnish your dish with lemon.—*See gravy, No. 1, or No. 4.*

To roast Rabbits.

Baste them with good butter, and dredge them with a little flour. Half an hour will do them, at a very quick clear fire; and if they are very small, twenty minutes will do them. Take the livers with a little bunch of parsley, and boil them, and then chop them very fine together. Melt some good butter, and put half the liver and parsley into the butter; pour it into the dish, and garnish the dish with the other half. Let the rabbits be done of a fine light brown.

To roast a Rabbit Hare fashion.

Lard a rabbit with bacon; put a pudding in its belly, and roast it as you do a hare, and it eats very well. Send it up with gravy sauce.—*See gravy, No. 1, or No. 4.*

To roast a Turkey, Goose, Duck, Fowl, &c.

When you roast a turkey, goose, fowl, or chicken, lay them down to a good fire. Singe them clean with white paper, baste them with butter, and dust on some flour. As to time, a large turkey will take an hour and twenty minutes; a middling one a full hour; a full grown goose, if young, an hour; a large fowl three quarters of an hour; a middling one half an hour, and a small chicken twenty minutes; but this depends entirely on the goodness of your fire.

When your fowls are thoroughly plump,

and the smoke draws from the breast to the fire, you may be sure that they are very near done. Then baste them with butter; dust on a very little flour, and as soon as they have a good froth, serve them up.

Geese and ducks are commonly seasoned with onions, sage, and a little pepper and salt.

A turkey when roasted, is generally stuffed in the craw with forc'd-meat, or the following stuffing: Take a pound of veal, as much grated bread, half a pound of suet cut and beat very fine, a little parsley, with a small matter of thyme, or savory, two cloves, half a nutmeg grated, a tea-spoonful of shred lemon-peel, a little pepper and salt, and the yolks of two eggs.

Sauce for a turkey. Good gravy in a boat; and either bread, onion, or oyster sauce in a bason.—*See gravy, No. 1, and No. 4.—sauce No. 25, No. 27, and No. 33.*

Sauce for a Goose. — A little good gravy in a boat, apple sauce in a bason, and mustard.—*See sauce, No. 26.*

For a Duck. A little gravy in the dish, and onions in a tea-cup—*See Gravy, No. 1, or No. 4.*

Sauce for fowls.—Parsley and butter; or gravy in the dish, and either bread sauce, oyster sauce, or egg sauce in a bason—*See a variety of other sauces for Poultry, among the sauce Articles, Chap. I.*

A Fowl or Turkey roasted with Chesnuts.

Roast a quarter of a hundred of chesnuts, and peel them; save out eight or ten, the rest bruise in a mortar, with a liver of a fowl, a quarter of a pound of ham well pounded, and sweet herbs and parsley chopped fine: Season it with mace, nutmeg, pepper, and salt: mix all these together, and put them into the belly of your fowl: Spit it, and tie the neck and vent close. For sauce, take the rest of the chesnuts, cut them in pieces, and put them into a strong gravy, with a glass of white wine: thicken with a piece of butter rolled in flour. Pour the sauce in the dish, and garnish with orange and water-cresses.

To roast a green Goose with green sauce.

Roast your goose nicely; in the mean time, make your sauce thus: take half a pint of the juice of sorrel, a spoonful of white wine, a little grated nutmeg, and some grated bread; boil this over a gentle fire, and sweeten it with pounded sugar to your taste; let your goose have a good froth on it before you take it up; put some good strong gravy in the dish, and the same in a boat. Garnish with lemon.

The German way of dressing Fowls.

Take a turkey or fowl, stuff the breast with what force-meat you like, fill the body with roasted chesnuts peeled, and lay it down to roast: take half a pint of good gravy, with a

little piece of butter rolled in flour; boil these together with some small turnips and sausages cut in slices, and fried or broiled. Garnish with chesnuts.

Note. You may dress ducks the same way.

To roast Pigeons.

Take a little pepper and salt, a small piece of butter, and some parsley cut small; mix these together, put them into the bellies of your pigeons, tying the neck ends tight; take another string, fasten one end of it to their legs and rumps, and the other to the mantle-piece. Keep them constantly turning round, and baste them with butter. When they are done, take them up, lay them in a dish, and they will swim with gravy.

Wild Ducks, Widgeons, or Teal's.

Wild fowl are in general liked rather under done: and if your fire is very good and brisk, a duck or widgeon will be done in a quarter of an hour; for as soon as they are well hot through they begin to lose their gravy and if not drawn off, will eat hard. A teal is done in little more than ten minutes.

To roast Woodcocks or Snipes.

Spit them on a small bird spit; flour them, and baste them with butter: have ready a slice of bread toasted brown, which lay in a dish, and set it under your birds, for the trail to drop on. When they are enough,

take them up, and lay them on the toast; put some good gravy in the dish, and some melted butter in a cup. Garnish with orange or lemon.

To roast Quails.

Truss them, and stuff their bellies with beef suet and sweet herbs shred very fine, and seasoned with a little spice: When they grow warm, baste them with salt and water, then dredge them, and baste them with butter. For sauce, dissolve, an anchovy in good gravy, with two or three shallots shred very fine and the juice of a Seville orange; dish them up in this sauce, and garnish your dish with fried bread crumbs, and lemon; send them to table as hot as possible.

To roast Pheasants.

Take a brace of pheasants, lard them with small lards of bacon: butter a piece of white paper, and put over the breasts, and about ten minutes before they are done take off the paper; flour and baste them with nice butter, that they may go to table with a fine froth: Put good gravy in the dish, and bread sauce, as for partridges, in a boat; garnish your dish with lemon.—*See sauce, No. 27.*

To roast Partridges.

When they are a little under-roasted, dredge them with flour, and baste them with fresh butter: let them go to table with a fine froth,

putting gravy sauce in the dish, and bread sauce in a bason.—*See sauce, No. 27.*

To roast Plovers.

Green Plovers are roasted as you do woodcocks: lay them upon a toast, and put good gravy sauce in the dish. Grey plovers are roasted, or stewed, thus: Make a force-meat of artichoke bottoms cut small, seasoned with pepper, salt, and nutmeg: Stuff the bellies, and put the birds into a saucepan, with a good gravy just to cover them, a glass of white wine, and a blade of mace; cover them close, and stew them softly till they are tender; then take up your plovers into the dish; put in a piece of butter rolled in flour, to thicken your sauce; let it boil till smooth; squeeze in a little lemon; scum it clean, and pour it over the birds. Garnish with orange.

To roast Larks.

Truss your larks with the legs across, and put a sage leaf over the breast; put them upon a long fine skewer, and between every lark a little piece of thin bacon: then tie the skewer to a spit, and roast them at a quick clear fire; baste them with butter, and strew over them some crumbs of bread, mixed with flour; fry some bread crumbs of a nice brown, in a bit of butter; lay your larks round in your dish, the bread crumbs in the middle, with sliced orange for garnish. Send good gravy in a boat.

To roast Ortolans.

You may lard them with bacon, or roast them without, putting a vine-leaf between each; spit them sideways, baste them with butter, and strew bread crumbs on them while roasting; Send them to table with fried bread crumbs around them, garnished with lemon, and a good gravy sauce in a boat.

To dress Ruffs and Riefs.

Draw them, and truss them cross-legged, as you do snipes, and spit them the same way; lay them upon a buttered toast, pour good gravy into the dish, and serve them up quick.

OF FISH.

To roast a Cod's Head.

Wash and scour the head very clean, scotch it with a knife, strew a little salt on it, and lay it before the fire; throw away the water that runs from it the first half hour, then strew on it some nutmeg, cloves, mace, and salt, and baste it often with butter. Take all the gravy of the fish, white wine and meat gravy, some horse-raddish, shallots, whole pepper, cloves, mace, nutmeg, and a bay-leaf or two: boil this liquor up with butter, and the liver of the fish boiled, broke, and strained into it, with the yolks of two or three eggs, oysters, shrimps, and balls made of fish; put fried fish round it. Garnish with lemon and horse-

radish.—Or you may use the Sauce, No. 31, or either of the four following Numbers, which ever is most agreeable.

To roast a Pike.

Take a large pike, gut it, clean it, and lard it with eel and bacon, as you lard fowl; then take thyme, savory, salt, mace, nutmeg, some crumbs of bread, beef suet, and parsley, all shred very fine, and mix it up with raw eggs; make it into a long pudding, and put it in the belly of your pike: sew up the belly, and dissolve three anchovies in butter, to baste it with; put two laths on each side the pike, and tie it to the spit: Melt butter thick for the sauce, (or if you please, oyster sauce) and bruise the pudding into it. Garnish with lemon.—*See sauce, No. 33.*

To roast an Eel.

Scour the eel well with salt; skin him almost to the tail; then gut, wash, and dry him; Take a quarter of a pound of suet shred as fine as possible, sweet herbs, and a shallot, and mix them together with salt, pepper, and nutmeg; scotch your eel on both sides, wash it with yolks of eggs, lay some seasoning over it, stuff the belly with it, then draw the skin over it, and tie it to the spit; baste it with butter, and make the sauce of anchovies and butter, melted.—*See sauce, No. 34, or 35.*

Any other river or sea fish, that are large enough, may be dressed in the same manner.

CHAP. III.

OF BOILING.

*General Rules to be observed in Boiling.*

BE very careful that your pots and covers are well tinned, very clean, and free from sand. Mind that your pot really boils all the while; otherwise you will be disappointed in dressing any joint, though it has been a proper time over the fire. Fresh meat should be put in when the water boils, and salt meat whilst it is cold. Take care likewise to have sufficient room and water in the pot, and allow a quarter of an hour to every pound of meat, let it weigh more or less.

BUTCHER'S MEAT,

To boil Beef or Mutton.

When your meat is put in, and the pot boils, take care to scum it very clean, otherwise the scum will boil down, stick to your meat, and make it look black. Send up your dish with turnips, greens, potatoes, or carrots. If it is a leg or loin of mutton, you may also put melted butter and capers in a boat.

To boil a Leg of Pork.

A leg of pork must lie in salt six or seven days; after which put it into the pot to be

boiled without using any means to freshen it. It requires much water to swim in over the fire, and also to be fully boiled; so that care should be taken that the fire do not slacken while it is dressing. Serve it up with a pease-pudding, melted butter, mustard, buttered turnips, carrots, or greens.

N. B. The other joints of the swine are most commonly roasted.

To boil Pickled Pork.

Wash the pork and scrape it clean. Put it in when the water is cold, and boil it till the rind be tender. It is to be served up always with boiled greens, and is commonly a sauce of itself to roasted fowls or veal.

To boil Veal.

Let the pot boil, and have a good fire when you put in the meat; be sure to scum it very clean. A knuckle of veal will take more boiling in proportion to its weight, than any other joint, because the beauty is to have all the gristles soft and tender.

You may either send up boiled veal with parsley and butter: or with bacon and greens. —*See sauce, No. 29.*

To boil a Calf's Head.

The head must be picked very clean, and soaked in a large pan of water a considerable time before it is put into the pot. Tie the brains up in a rag, and put them into the pot

at the same time with the head; scum the pot well; then put in a piece of bacon, in proportion to the number of people to eat thereof. You will find it to be enough by the tenderness of the flesh about that part that joined to the neck. When enough, you may grill it before the fire, or serve it up with melted butter, bacon, and greens; and with the brains mashed and beat up with a little butter, salt, pepper, vinegar, or lemon, sage, and parsley, in a separate plate, and the tongue slit and laid in the same plate, or serve the brains whole, and the tongue slit down the middle.

To boil Lamb.

A leg of Lamb of five pounds will not be boiled in less than an hour and a quarter; and if, as it ought to be, it is boiled in a good deal of water, and your pot be kept clean scum'd, you may dish it up as white as a curd. Send it to table with stewed spinach; and melted butter in a boat.

To boil a Neat's Tongue.

A dried tongue should be soaked over night; when you dress it, put it into cold water, and let it have room; it will take at least four hours. A green tongue out of the pickle need not be soaked, but it will require near the same time. An hour before you dish it up, take it out and blanch it, then put it into the pot again till you want it; this will make it eat the tenderer.

To boil a Ham.

A ham requires a great deal of water, therefore put it into the copper cold, and let it only simmer for two hours, and allow a full quarter of an hour to every pound of ham; by this means your ham will eat tender and well.

A dry ham should be soaked in water overnight; a green one does not require soaking. Take care they are well cleaned before you dress them.

Before you send a ham to table take off the rind, and sprinkle it over with bread crumbs, and put it in an oven for a quarter of an hour: or you may crisp it with a hot salamander.

To boil a Haunch of Venison.

Salt the haunch well, and let it lay a week; then boil it with a cauliflower, some turnips, young cabbages, and beet-roots; lay your venison in the dish, dispose the garden things round it in separate plates, and send it to table.

GAME AND POULTRY.

To boil a Turkey, Fowl, Goose, Duck, &c.

Poultry are first boiled by themselves, and in a good deal of water; scum the pot clean, and you need not be afraid of their going to table of a bad colour. A large Turkey, with

a force-meat in his craw, will take two hours: one without, an hour and a half; a hen turkey, three quarters of an hour; a large fowl, forty minutes; a small one, half an hour; a large chicken, twenty minutes; and a small one a quarter of an hour. A full grown goose salted, an hour and a half; a large duck, near an hour.

Sauce for a boiled Turkey. Take a little water, a bit of thyme, an onion, a blade of mace, a little lemon-peel, and an anchovy: boil these together and strain them through a sieve, adding a little melted butter. Fry a few sausages to lay round the dish, and garnish with lemon.—Or you may use the *Gravy*, No. 4, or the *Oyster sauce*, No. 33, made with white gravy.

Sauce for a Fowl. Parsley and butter; or white oyster sauce.—See sauce, No. 33, or No. 17.

Sauce for a Goose. Onions, or cabbage, first boiled, and then stewed in butter for a few minutes.—See sauce, No. 26.

Sauce for a Duck. They should be smothered in onions.—See sauce, No. 25.

For Poultry there is also a variety of other sauces among the sauce articles.

Chickens boiled, with Celery sauce.

Put two fine chickens into a sauce-pan to boil, and in the mean time prepare the sauce;

take the white part of two bunches of celery, cut about an inch and a half long, and boil it till tender; strain off the water, and put the celery into a stew-pan, with half a pint of cream, and a piece of butter rolled in flour; season with pepper and salt; set it over a clear fire, and keep it stirring till it is smooth, and of a good thickness. Have ready half a dozen rashers of bacon; take up your chickens, pour your sauce into the dish, and put the rashers of bacon and sliced lemon round.

To boil Pigeon.

Let the Pigeons be boiled by themselves for about a quarter of an hour; then boil a proper quantity of bacon, cut square, and lay it in the middle of the dish. Stew some spinach to put round, and lay the pigeons on the spinach. Garnish with parsley dried crisp before the fire.

To boil Rabbits.

Truss your rabbits close, and boil them off white. For sauce, take the livers, which, when boiled, bruise with a spoon very fine, and take out all the strings; put to this some good veal broth, a little parsley shred fine, and some barberries clean pick'd from the stalks; season it with mace and nutmeg; thicken it with a piece of butter rolled in flour; and a little white wine. Let your sauce be of a good

thickness, and pour it over your rabbits. Garnish with lemons and barberries.

To boil Rabbits with Onions.

Truss your rabbits short, with the heads turned over their shoulders: Let them be boiled off very white. Serve them up with the *Onion sauce*, No. 25, and garnish with lemon and raw parsley.

To boil Woodcocks or Snipes.

Boil them either in beef gravy, or good strong broth made in the best manner; put your gravy, when made to your mind, into a sauce-pan, and season it with salt; take the guts of your snipes out clean, and put them into your gravy, and let them boil; let them be covered close, and kept boiling, and then ten minutes will be sufficient. In the mean time, cut the guts and liver small. Take a small quantity of the liquor your snipes are boiled in, and stew the guts with a blade of mace. Take some crumbs of bread, (about the quantity of the inside of a stale roll) and have them ready fried crisp in a little fresh butter; when they are done, let them stand ready in a plate before the fire. When your snipes or woodcocks are ready, take about half a pint of the liquor they are boiled in, and put two spoonfuls of red wine to the guts, and a lump of butter rolled in flour, about as big as a walnut; set them on the fire in a sauce-pan. Never stir it with

a spoon, but shake it well till the butter is melted; then put in your crumbs; shake your sauce-pan well; take your birds up, and pour your sauce over them.

To boil Pheasants.

Let them be dressed in a good deal of water; if large three quarters of an hour will do them: if small, half an hour. For sauce, use stewed celery, thickened with cream, and a piece of butter rolled in flour, a little salt, grated nutmeg, and a spoonful of white wine; pour the sauce over them; and garnish with orange cut in quarters.

To boil Partridges.

Boil them quick and in a good deal of water; a quarter of an hour will do them.

For Sauce. Parboil the livers, and scald some parsley: Chop these fine, and put them into some melted butter; squeeze in a little lemon, give it a boil up, and pour it over the birds. Garnish with lemon.

But this is a more elegant Sauce:

Take a few mushrooms, fresh peeled, and wash them clean, put them in a sauce-pan with a little salt, set them over a quick fire, let them boil up, and put in a quarter of a pint of cream, and a little nutmeg; shake them together with a very little piece of butter rolled in flour, give it two or three shakes over the fire, (three or four minutes will do) then pour it over the birds.

OF FISH.

To boil a Turbot.

A turbot ought to be put into pump water, with salt and vinegar, for two hours before it is dressed. In the mean time put a sufficiency of water into a fish kettle, with a stick of horse radish sliced, a handful of salt, and a faggot of sweet herbs. When the water tastes of the seasoning, take it off the fire, and let it cool a little to prevent the fish from breaking. Put a handful of salt into the mouth and belly of the turbot, put it into the kettle, and boil it gently. A middling turbot will take about twenty minutes.

When it is enough, drain it a little; lay it upon a dish sufficiently large, and garnish with fried smelts, sliced lemon, scraped horse-radish, and barberries.

Sauce. Lobster sauce, anchovy sauce, and plain butter, in separate basons.——*See sauce No. 31, and No. 34, 35.*

To boil a Cod.

Gut and wash the fish very clean inside and out, and rub the back bone with a handful of salt; put it upon a fish plate, and boil it gently till it is enough; and remember always to boil the liver along with it. Garnish with scraped horse-radish, small fried fish, and sliced lemon.

Sauce. Oyster sauce, shrimp sauce, or lobster sauce, with plain melted butter, in diffe-

rent boats, and mustard in a tea-cup.—*See sauce, No. 31, and No. 34, 35.*

To boil a Cod's Head.

After tying your cod's head round with packthread, to keep it from flying, put a fish-kettle on the fire, large enough to cover it with a little water; put in some salt, vinegar, and some horse-radish sliced; when your water boils, lay your fish upon a drainer, and put it into the kettle; let it boil gently till it rises to the surface of the water, which it will do, if your kettle is large enough: then take it out, and set it to drain: slide it carefully off your drainer into your fish plate. Garnish with lemon, and horse-radish scraped.

Have oyster sauce in one bason, and shrimp sauce in another.—*See sauce, No. 32, or 33.*

To boil Crimp Cod.

Cut a cod into slices, and throw it into pump-water and salt; set over your stove a large fish kettle, or turbot pan, almost full of spring water, and salt sufficient to make it brackish: let it boil quick, then put in your slice of cod, and keep it boiling and clean scumm'd; in about eight minutes the fish will be enough; then take the slices carefully up, and lay them on a fish-plate. Garnish your dish with horse-radish, lemon, and green parsley.

Send shrimp sauce in one boat, and oyster sauce in another.—*See sauce, No. 32, or 33.*

You may if you please, take some of the largest slices, flour them, and broil them to a fine brown, and send them in a dish for the lower end of the table.

To boil Skate.

Great care must be taken in cleaning this fish; and as it is commonly too large to be boiled in a pan at once, the best way is to cut it in long slips, cross-ways, about an inch broad, and throw it into salt and water; and if the water boils quick it will be enough in three minutes. Drain it well and serve it up with butter and mustard in one bason, and anchovy or soy sauce in another.—*See sauce, No. 34, or No. 35.*

You may, if you please, place spitchcock'd eels round about the skate.

To boil Soals.

Clean the soals well, and having laid them two hours in vinegar, salt and water, dry them in a cloth, and then put them into a fish-pan with an onion, some whole pepper, and a little salt. Cover the pan, and let them boil till enough. Serve them up with anchovy sauce, and butter melted plain; or with shrimp, soy, or muscle sauce.—*See sauce, No. 31, 32, or 34, 35.*

To boil Plaice and Flounders.

Let the pan boil; throw some salt into the water; then put in the fish; and (being boiled

enough) take it out with a slice, and drain it well. Serve it up with horse-radish and boiled parsley, to garnish the edges of the dish; and with a bason of butter melted plain, and anchovy sauce; or butter melted with a little catchup or soy.—*See sauce, No. 34, or 35.*

To boil Sturgeon.

Having cleaned the sturgeon well, boil it in as much liquor as will just cover it, adding two or three bits of lemon-peel, some whole pepper, a stick of horse-radish and a pint of vinegar to every two quarts of water. When it is enough, garnish the dish with fried oysters, sliced lemon, and scraped horse-raddish, serve it up with a sufficient quantity of melted fresh butter, with a cavear dissolved in it; or (where that is not to be had) with anchovy sauce, and the body of a crab bruised in the butter, and a little lemon juice, served up in basons.

To boil Salmon.

Let it be well scraped and cleansed from scales and blood: and after it has lain about an hour in salt and spring-water, put it into a fish-kettle, with a proportionate quantity of salt and horse-radish, and a bunch of sweet herbs. Put it in while the water is lukewarm, and boil it gently till enough, or about half an hour, if it be thick; or twenty minutes if it be a small piece. Pour off the water, dry

it well, and dish it neatly upon a fish-plate, in the center, and garnish the dish with horse-radish scraped, (as done for roast beef,) or with fried smelts or gudgeons, and with slices of lemon round the rim.

The sauce to be melted butter, with and without anchovy; or shrimp or lobster-sauce in different basons.—*See sauce, No. 31, or 32.*

To boil Carp.

Take a brace of large carp, scale them, and slit the tails, let them bleed into about half a pint of red wine, with half a nutmeg grated; (keep it stirring, or the blood will congeal) then gut and wash them very clean; boil the roes first, and then the carp, as you would do any other fish, then fry them; fry some sippets cut corner-ways; and lastly, dip some large oysters in batter, and fry them also of a fine brown.

For the sauce, take two anchovies, a piece of lemon-peel, a little horse-radish, and a bit of onion, boil these in water till the anchovies are wasted; strain the liquor into a clean sauce-pan, and, as you like it, add oysters stewed, a lobster cut small, (without the spawn,) crawfish, or shrimps; set it over the fire, and let it boil; then take near a pound of butter, roll a good piece in flour, put it into your saucepan with the liquor, with what other ingredients you intend, and boil all together, till it is a good thickness; then pour in the



wine and blood, and shake it about, letting it only simmer. Take up the fish, put them into a dish, and pour the sauce over them.

Garnish your dish with fried oysters, horse-radish, fried parsley, and lemon; stick the sippets about the dish, and lay the roe, some on the fish and the rest on the dish; send it to table as hot as you can.

As this is an expensive method, you may if you please, dress carp according to the following receipt of dressing tench.

To boil Tench.

Clean your tench very well, then put them into a stew-pan, with as much water as will cover them; put in some salt, whole pepper, lemon-peel, horse-radish, and a bundle of sweet herbs, and boil them till they are enough.

For sauce.—Take some of the liquor, a glass of white wine, a pint of shrimps, and an anchovy bruised; boil all together in a sauce-pan, and roll a good piece of butter in flour, and break it into the sauce; when of a proper thickness, pour it over the fish. Garnish with lemon and scraped horse-radish.

To boil Mackrel.

Having cleaned the mackrel well, and soaked them for some time in spring water, put them and the roes into a stew-pan, with as much water as will cover them, and a lit-



tle salt. Boil a small bunch of fennel along with them, and when you send them up, garnish with the roes, and the fennel shred fine.

Sauce.—Grated sugar in a saucer; melted butter, and green gooseberries boiled, in different basons; or, parsley and butter with a little vinegar or lemon.

To boil Eels.

Having skinned and washed your eels, and cut off the back skins with a pair of scissars, roll them round with their heads innermost, and run a strong skewer through them. Put them into a stew-pan, with a sufficient quantity of water, and a little vinegar and salt. Garnish with sliced lemon.

Sauce—Parsley and butter.

To boil a Pike, or Jack.

Gut and clean your pike very well with salt and water, fasten the tail in the mouth with skewer, then put it into a stew-pan, with as much water as will cover it, a little vinegar and salt, and a piece of horse-radish sliced. Garnish with sliced lemon, and scraped horse-radish.

Sauce.—Anchovy, shrimp, or soy sauce; or melted butter and catchup.—See *sauce*, No. 32, or 34.



To dress a Turtle.

Fill a boiler or kettle with a quantity of water sufficient to scald the callapach and callapee, the fins, &c. And about nine o'clock hang up your turtle by the hind fins, cut off its head, and save the blood; then with a sharp-pointed knife separate the callapach from the callapee (or the back from the belly part) down to the shoulders, so as to come at the entrails, which take out, and clean as you would those of any other animal, and throw them into a tub of clean water, taking great care not to break the gall, but to cut it from the liver and throw it away. Then separate each distinctly, and put the guts into another vessel, open them with a small penknife, from end to end, wash them clean, and draw them through a woollen cloth in warm water, to clear away the slime, and then put them into clean cold water till they are used, with the other part of the entrails, which must all be cut up small, to be mixed in the baking dishes with the meat. This done separate the back and the belly pieces entirely, cutting away the four fins by the upper joint, which scald, peel off the loose skin, and cut them into small pieces, laying them by themselves, either in another vessel, or on the table, ready to be seasoned. Then cut off the meat from the belly part, and clean the back from the lungs, kidneys, &c. and that meat cut into pieces as small as a walnut, laying it likewise by itself. After

this you are to scald the back and belly pieces, pulling off the shell from the back, and the yellow skin from the belly, when all will be white and clean; and with the kitchen cleaver cut those up likewise into pieces about the bigness or breadth of a card. Put these pieces into clean cold water, wash them out, and place them in a heap on the table, so that each part may lie by itself.

The meat, being thus prepared and laid separate for seasoning, mix two-thirds parts of salt, or rather more, and one-third part of Cayenne pepper, black pepper, and a nutmeg and mace pounded fine, and mixed together; the quantity to be proportioned to the size of the turtle, so that in each dish there may be about three spoonfuls of seasoning to every twelve pounds of meat.

Your meat being thus seasoned, get some sweet herbs, such as thyme, savory, &c. let them be dried and rubbed fine, and having provided some deep dishes to bake in, (which should be of the common brown ware) put in the coarsest part of the meat at the bottom, with about a quarter of a pound of butter in each dish, and then some of each of the several parcels of meat, so that the dishes may be all alike, and have equal proportions of the different parts of the turtle; and between each laying of the meat, strew a little of the mixture of sweet herbs. Fill your dishes within an inch and a half, or two inches of the

top; boil the blood of the turtle, and put into it; then lay on force-meat balls made of veal, or fowl, highly seasoned with the same seasoning as the turtle; put in each dish a gill of good Madeira wine, and as much water as it will conveniently hold; then break over it five or six eggs, to keep the meat from scorching at the top, and over that shake a handful of shred parsley, to make it look green; when done put your dishes into an oven made hot to make bread, and in an hour and a half, or two hours, (according to the size of your dishes) it will be sufficiently done.

To boil all Kinds of GARDEN STUFF.

In dressing all sorts of kitchen garden herbs, take care that they are clean washed; that there be no small snails, or caterpillars between the leaves; and that all the coarse outer leaves, and those that have received any injury by the weather, be taken off. Next wash them in a good deal of water, and put them into a colender to drain. Care must likewise be taken, that your pot or sauce pan be clean, well tinned, and free from sand or grease.

To boil Asparagus.

First cut the white ends off about six inches from the head, and scrape them from the green part downwards very clean. As you scrape them throw them into a pan of clean

water; and after a little soaking, tie them up in small even bundles. When your water boils, put them in, and boil them up quick; but by over boiling they will lose their heads. Cut a slice of bread for a toast, and bake it brown on both sides. When your grass is done take them up carefully; dip the toast in the asparagus-water, and lay it in the bottom of your dish; then lay the heads of the asparagus on it with the white ends outwards; pour a little melted butter over the heads, cut an orange into small quarters, and stick them between for garnish.

To boil Artichokes.

Wring off the stalks close to the artichokes: Throw them into water, and wash them clean: then put them into a pot or sauce-pan. They will take better than an hour after the water boils; but the best way is to take out a leaf, and if it draws easy, they are enough. Send them to table with butter in tea-cups between each artichoke.

To boil Cauliflowers.

A cauliflower is the most favorite plant in the kitchen garden amongst the generality of people. Take off all green part, and cut the flower close at the bottom from the stalk; and if it be large or dirty, cut it into four quarters, that it may lay better in the pan, and be thoroughly cleansed. Let it soak an hour, if possible, in clean water; and then put it into

boiling milk and water, (if you have any milk,) or water only, and skim the pan very well. When the flower or stalks left above it feel tender, it will be enough; but it must be taken up before it loses its crispness; for cauliflower is good for nothing that boils till it becomes quite soft. When enough, lay it to drain in a cullender for a minute or two, and serve it up in a dish by itself, and with melted butter in a bason.

To boil Brocoli.

Strip off the small branches from the great one, then with a knife peel off the hard outside skin which is on the stalk and small branches, till you come to the top, and throw them into a pan of clean water as you do them. Have water boiling in a stew-pan, with some salt in it; when it boils, put in your brocoli, and as soon as the stalks are tender they are enough. Take them up with a skimmer, and be careful you do not break the heads off.

Some eat brocoli like asparagus, with a toast baked, and laid in the dish, with the brocoli upon it, and sent to table with a little melted butter poured over it.

To boil French Beans.

Take your beans and string them; cut them in two, and then across; when you have done them all, sprinkle them over with salt, and stir them together. As soon as your water boils,

put them in, salt and all; make them boil up quick. They will be soon done, and look of a better green than when growing in the garden. If they are very young, only take off the ends, break them in two, and dress them in the same manner.

To boil Broad Beans.

Beans require a good deal of water, and it is best not to shell them till just before they are ready to go into the pot. When the water boils, put them in with some pick'd parsley, and some salt; make them boil up quick and when you see them begin to fall they are enough. Strain them off. Garnish the dish with boiled parsley, and send plain butter in a cup, or boat.

To boil Green Pease.

When your pease are shelled, and the water boils, which should not be much more than will cover them, put them in with a few leaves of mint: As soon as they boil, throw in a piece of butter as big as a walnut, and stir them about; when they are enough, strain them off, and sprinkle on a little salt; shake them till the water drains off, send them hot to table, with melted butter in a cup.

To boil Cabbage.

If your Cabbage is large, cut it into quarters; if small, cut it in half; let your water boil, then put in a little sa't, and next your cabbage, with a little more salt upon it; make

your water boil as soon as possible, and when the stalk is tender, take up your cabbage into a cullender, or sieve, that the water may drain off, and send it to table as hot as you can. Savoys are dressed in the same manner.

To boil Sprouts.

Pick and wash your sprouts very clean, and see there are no snails or grubs between the leaves, cut them across the stem, but not the heart; after they are well washed, take them out of the water to drain; when your water boils, put in some salt, and then the sprouts, with a little more salt on them; make them boil quick, and if any scum arises, take it clean off. As soon as the stalks are tender strain them off, or they will not only lose their colour, but likewise their flavour.

To boil Spinach.

There is no herb requires more care in the washing, than spinach; you must carefully pick it leaf by leaf, take off all the stalks, and wash it in three or four waters; then put it into a cullender to drain. It does not require much water to dress it: half a pint in a sauce-pan that holds two quarts, will dress as much spinach, as is generally wanted for a small family. When your water boils, put in your spinach, with a small handful of salt, pressing it down with a spoon as you put it into the sauce-pan; let it boil quick, and as soon as tender, put it into a sieve or cullender, and

press out all the water. When you send it to table, raise it up with a fork, that it may lie hollow in the dish.

To boil Turnips.

A great deal depends upon preparing this root for boiling. They require paring till all the stringy coat be quite cut off: for that outside will never boil tender. Being well rinded, cut them in two, and boil them in the pot with either beef, mutton, or lamb. When they become tender, take them out, press the liquor from them between two trenchers, put them into a pan, and mash them with butter and a little salt, and send them to table in a plate or bason by themselves; or send them as they come out of the pot, in a plate, with some melted butter in a bason, for every one to butter and season them as they like.

To boil Parsnips.

Parsnips are a very sweet root, and an agreeable sauce for salt fish. They should be boiled in a great deal of water, and when you find they are soft, (which is known by running a fork into them) take them up and carefully scrape all the dirt off them, and then with a knife scrape them all fine, throwing away all the dirty parts; then put them in a sauce-pan with some milk, and stir them

over the fire till they are thick. Take care they do not burn; add a good piece of butter, and a little salt, and when the butter is melted, send them to table.

But parsnips are in common served up in a dish, when well boiled and scraped, with melted butter in a bason.

To boil Carrots.

Let them be scraped very clean, and when they are enough, rub them in a clean cloth, then slice some of them into a plate, and pour some melted butter over them; and garnish the dish with the others, either whole or cut in pieces, or split down the middle. If they are young spring carrots, half an hour will boil them; if large, an hour; but old Sandwich carrots will take two hours.

To boil Potatoes.

Potatoes must always be peeled, except they be very small and new. Some pare potatoes before they are put into the pot; others think it the best way, both for saving time and preventing waste, to peel off the skin as soon as they are boiled, which then slips off by rubbing them with a coarse cloth. In boiling them take care they be enough, and not over done; for if boiled too much, they mash and become watery. Therefore it requires good attention when you are boiling potatoes, and that they be taken up as soon

as they begin to shew the least disposition to break. This is a root in great request, and served up in a dish or plate, whole for the most part, with a bason of melted butter. On which occasion it will be some addition to the potatoes to set them before the fire till they are quite dry, and a little browned.



CHAP. IV.

OF FRYING.

OF BUTCHER'S MEAT.

*To fry Tripe.*

CUT your tripe into pieces about three inches long, dip them into the yolk of an egg, and a few crumbs of bread, fry them of a fine brown, and then take them out of the pan, and lay them in a dish to drain. Have ready a warm dish to put them in, and send them to table, with butter and mustard in a cup.

To fry Beef-Steaks.

Take rump steaks, beat them very well with a roller, fry them in half a pint of ale that is not bitter, and whilst they are frying, for your *Sauce*, cut a large onion small, a very little thyme, some parsley shred small, some grated nutmeg, and a little pepper and salt; roll all together in a piece of butter,

and then in a little flour, put this into the stew-pan, and shake all together. When the steaks are tender, and the sauce of a fine thickness, dish them up.

Another way to fry Beef-Steaks.

Cut the lean by itself, and beat it well with the back of a knife, fry the steaks in just as much butter as will moisten the pan, pour out the gravy as it runs out of the meat, turn them often, and do them over a gentle fire; then fry the fat by itself, and lay upon the lean:---*For Sauce*, put to the gravy a glass of red wine, half an anchovy, a little nutmeg, a little beaten pepper, and a shallot cut small; give it two or three little boils, season it with salt to your palate, pour it over the steak, and send them to table.

To fry a loin of Lamb.

Cut the loin into thin steaks, put a very little pepper and salt, and a little nutmeg on them, and fry them in fresh butter; when enough, take out the steaks, lay them in a dish before the fire to keep hot; then for *Sauce*, pour out the butter, shake a little flour over the bottom of the pan, pour in a quarter of a pint of boiling water, and put in a piece of butter; shake all together, give it a boil or two up, pour it over the steaks, and send them to table.

Note. You may do mutton the same way, and add two spoonfuls of walnut pickle.

To fry Sausages with Apples.

Take half a pound of sausages and six apples; slice four about as thick as a crown, cut the other two in quarters, fry them with the sausages of a fine light brown, and lay the sausages in the middle of the dish, and the apples round. Garnish with the quartered apples.

Stewed cabbage and sausages fried, is a good dish; then heat cold peas pudding in the pan; when it is quite hot, heap it in the middle of the dish, and lay the sausages all round edgways, and one in the middle at length.

To fry cold Veal.

Cut it into pieces about as thick as a dollar, and as long as you please, dip them in the yolk of an egg, and then in crumbs of bread, with a few sweet herbs, and shred lemon-peel in it; grate a little nutmeg over them, and fry them in fresh butter. The butter must be hot, and just enough to fry them in: For *Sauce*, make a little gravy of the bone of the veal; when the meat is fried, take it out with a fork, and lay it in a dish before the fire, then shake a little flour into the pan, and stir it round; put in a little

gravy, squeeze in a little lemon, and pour it over the veal. Garnish with lemon.

To fry Beef Collops.

Cut your beef in thin slices, about two inches long, lay them upon your dresser, and hack them with the back of a knife; grate a little nutmeg over them, and dust on some flour; lay them into a stew-pan, and put in as much water as you think sufficient for sauce; shred half an onion, and a little lemon-peel very fine, a bundle of sweet herbs, and a little pepper and salt: Roll a piece of butter in flour, and set them over a clear fire till they begin to simmer; shake them together often, but don't let them boil up; after they begin to simmer, ten minutes will do them; take out your herbs, and dish them up. Garnish the dish with pickles and horse-radish.

To make Scotch Collops.

Dip the slices of lean veal in the yolks of eggs, that have been beaten up with melted butter, a little salt, some grated nutmeg, and grated lemon-peel. Fry them quick; shake them all the time, to keep the butter from oiling. Then put to them some beef gravy, and some mushrooms, or forced-meat balls. Garnish with sausages and sliced lemon, and slices of broiled or fried bacon.

Observe, If you would have the collops white, do not dip them in eggs. And when fried tender, but not brown, pour off the liquor quite clean; put in some cream to the meat, and give it just a boil up.

To fry Veal Cutlets.

Cut a neck of veal into steaks, and fry them in butter; and having made a strong broth of the scrag-end, boiled with two anchovies, some nutmeg, some lemon-peel, and parsley shred very small, and browned with a little burnt butter, put the cutlets and a glass of white wine into this liquor. Toss them up together: thicken with a bit of butter rolled in flour, and dish all together; squeeze a Seville Orange over, and strew as much salt on as shall give a relish.

To fry Mutton Cutlets.

Take a handful of grated bread, a little thyme and parsley, and lemon-peel shred very small, with some nutmeg, pepper, and salt; then take a loin of mutton, cut it into steaks, and let them be well beaten; then take the yolks of two eggs, and rub the steaks all over. Strew on the grated bread with these ingredients mixed together. For the *Sauce*, take gravy, with a spoonful or two of claret, and a little anchovy.

To fry Calf's Liver and Bacon.

Cut the liver in slices, and fry it first brown and nice, and then the bacon; lay the liver in the dish, and the bacon upon it. Serve it up with gravy and butter, and a little orange or lemon juice, and garnish with sliced lemon.

To fry sweetbreads and Kidneys.

After splitting the kidneys, fry them and the sweetbreads in butter. Serve them up with a brown ragoo sauce, and mushrooms; garnish with fried parsley and sliced lemon.

To fry Eggs as round as balls.

Having a deep frying-pan, and three pints of clarified butter, heat it as hot as for fritters, and stir it with a stick, till it runs round like a whirlpool; then break an egg into the middle, and turn it round with your stick, till it be as hard as a poached egg; the whirling round of the butter will make it as round as a ball; then take it up with a slice, and put it into a dish before the fire; they will keep hot half an hour, and yet be soft; so you may do as many as you please. You may poach them in boiling water in the same manner.

OF FISH.

To fry Carp.

Scale and clean your carp very well, slit them in two, sprinkle them with salt, flour

them, and fry them in clarified butter. Make a ragoo with a good fish broth, the melts of your fish, artichoke bottoms cut in small dice, and half a pint of shrimps; thicken it with the yolks of eggs, or a piece of butter rolled in flour: put the ragoo into a dish, and lay your fried carp upon it. Garnish with fried sippets crisp parsley, and lemon.

To fry Tench.

Slime your tenches, slip the skin along the backs, and with the point of your knife raise it up from the bone; then cut the skin across at the head and tail, strip it off, and take out the bone; then take another tench, or a carp and mince the flesh small with mushrooms, chives and parsley. Season them with salt, pepper, beaten mace, nutmeg, and a few savoury herbs minced small. Mingle these all well together, then pound them in a mortar with crumbs of bread, as much as two eggs soaked in cream, the yolks of three or four eggs, and a piece of butter. When these have been well pounded, stuff the tenches with this force; take clarified butter, put it into a pan set it over the fire, and when it is hot, flour your tenches, and put them into the pan, one by one, and fry them brown; then take them up, lay them in a coarse cloth before the fire, to keep hot. In the mean time, pour all the grease and fat out of the pan, put in a quarter of a pound of butter, shake some flour all over the pan, and keep stirring with

a spoon till the butter is a little brown; then pour in half a pint of white wine, stir it together, pour in half a pint of boiling water, an onion stuck with cloves, a bundle of sweet herbs, and a blade or two of mace. Cover them close, and let them stew as softly as you can for a quarter of an hour, then strain off the liquor, put it into the pan again, add two spoonfuls of catchup, have ready an ounce of truffles or morels boiled tender in half a pint of water, pour the truffles, water and all, into the pan, with a few mushrooms, and either half a pint of oysters, clean washed in their own liquor, and the liquor and all put into the pan, or some craw-fish; but then you must put in the tails, and after clean picking them, boil them in half a pint of water; then strain the liquor, and put into the sauce: or take some fish-melts, and toss up in your sauce. All this is just as you fancy.

When you find your sauce is very good, put your tench into the pan, and make them quite hot, then lay them into your dish, and pour the sauce over them. Garnish with lemon.

Or you may, for change, put in half a pint of stale beer instead of water. Or you may dress tench just as you do carp.

To fry Trout.

Scale your trout clean, then gut them, and take out the gills, wash them, and dry them in a cloth, flour them, and fry them in butter till

they are of a fine brown; when they are enough, take them up, and serve them; fry some parsley green and crisp, melt anchovy and butter, with a spoonful of white wine. Dish your fish, and garnish with fried parsley and sliced lemon. You may pour your sauce over the fish, or send it in a boat, which you please.

In this manner you may fry perch, small pike, jacks, roach, gudgeons, or a chine of fresh salmon.

To fry Flat Fish.

Dry the fish well in a cloth, rub them over with the yolk of an egg, and dust over some flour: let your oil, butter, lard, or dripping be ready to boil before you put in the fish; fry them off with a quick fire, and let them be of a fine brown. Before you dish them up, lay them upon a drainer before the fire sloping, for two or three minutes, which will prevent their eating greasy.---For Sauce, take the Fish Sauce, No. 35.

You must observe on fast days, and in Lent never to dress your fish in any thing but butter or oil.

To fry Herrings.

After having cleaned your herrings, take out the roes, dry them and the herrings in a cloth; flour them, and fry them in butter of a fine brown; lay them before the fire to drain; slice three or four onions, flour them

and fry them nicely; dish up the herrings, and garnish them with the roes and onions; send them up as hot as you can, with butter and mustard in a cup.

To fry Eels.

After having cleaned and skinned your eels, split them, and cut them in pieces; let them lay for two or three hours in a pickle made in vinegar, salt, pepper, bay leaves, sliced onion, and juice of lemon; then dredge them well with flour, and fry them in clarified butter; serve them dry with fried parsley and lemon for garnish. Send plain butter, and anchovy sauce in several cups.—See Sauce, No. 34, or 35.

To fry Lampries.

Bleed them and save the blood, then wash them in hot water to take off the slime, cut them in pieces, and let them be fried in butter, not quite enough, drain out all the fat, then put in a little white wine, and shake your pan; season them with whole pepper, nutmeg, salt, sweet herbs, and a bay leaf, a good piece of butter rolled in flour, and the blood that was saved; cover them close, and shake the pan often. When you think they are enough, take them up, and give the sauce a quick boil, squeeze in a little lemon, and pour the sauce over the fish.—Send it to table garnished with lemon.

To fry small Fish of all Sorts.

Small fish are generally dressed to garnish a dish of fish, as smelts, gudgeons, roach, small whittings, &c. Wipe them dry with a cloth, then rub them over with the yolk of an egg, flour them, and dip them in oil, butter, hog's lard, or beef-dripping; take care they are fried of a fine light brown; and if they are sent by themselves in a dish, garnish with fried parsley and lemon.

Whittings when small should be turned round, the tail put into the mouths and so fried; if large, they are skinned, turned round and fried.

Plaice, flounders, and dabs are rubbed over with eggs, and fried.

Small maids are frequently dipt in batter, and fried.

As these sorts of fish are generally dressed by themselves for supper, you may send various sauces as you like best; either shrimps, oysters, anchovy and butter, or plain melted butter; and some chuse oil and lemon.—
See Sauces, No. 32, 33, 34, or 35.

To fry Oysters.

You must make a batter of milk, eggs, and flour; then take your oysters and wash them; wipe them dry, and dip them in the batter, then roll them in some crumbs of bread and a little mace beat fine, and fry them in very hot butter or lard.

Or, beat four eggs with salt, put in a little nutmeg grated, and a spoonful of grated bread, then make it as thick as batter for pancakes, with fine flour; drop the oysters in, and fry them brown in clarified beef suet. They are to lie round any dish of fish. Ox-palates boiled tender, blanched, and cut in pieces, then fried in such batter, is proper to garnish hash-bes or fricassees.

OF GARDEN STUFF.

To fry Artichoke Bottoms.

First blanch them in water, then flour them, fry them in fresh butter, lay them in your dish, and pour melted butter over them. Or you may put a little red wine into the butter, and season with nutmeg, pepper, and salt.

To fry Cauliflowers.

Take two fine cauliflowers, boil them in milk and water, then leave one whole, and pull the other to pieces; take half a pound of butter, with two spoonfuls of water, a little dust of flour, and melt the butter in a stewpan; then put in the whole cauliflower cut in two, and the other pulled to pieces, and fry it till it is of a very light brown. Season it with pepper and salt. When it is enough, lay the two halves in the middle, and pour the rest allover.

To fry Celery.

Take six or eight heads of celery, cut off

the green tops, and take off the outside stalks, wash them clean; then have ready half a pint of white wine, the yolks of three eggs beat fine, and a little salt and nutmeg; mix all well together with flour into a batter, dip every head into the batter, and fry them in butter. When enough, lay them in the dish, and put melted butter over them.

To fry Potatoes.

Cut them into thin slices, as big as a crown piece, fry them brown, lay them in the plate or dish, pour melted butter, sack, and sugar over them. These are a pretty corner plate.

To fry Onions.

Take some large onions, peel them, and cut them into slices about a quarter of an inch thick; then dip these slices into batter, or an egg beaten, without breaking them, and fry them of a nice brown.

To fry Parsley.

Pick the parsley very clean, and see that it be young. Then put a little butter into a clean pan, and when it is very hot put in the parsley; keep it stirring with a knife till it be crisp, then take it out, and use it as garnish for fried lamb, &c.

CHAP. V.
OF BROILING.

To Broil Beef Steaks, Mutton, or Pork Chops.

LAY your steaks on the gridiron, and throw upon them pepper and salt to your taste. Do not turn them till one side be enough; and when the other side has been turned a little while, a fine gravy will lie on the top, which you must take care to preserve and lift it altogether with a pair of small tongs, or carefully with a knife and fork, into a hot dish and put a little piece of butter under it, which will help to draw out the gravy. Some palates like it with a shallot or two, or an onion shred very fine.

But if they be mutton or pork steaks, they must be frequently turned on the gridiron.

The general *Sauce* for steaks is, horse-radish for beef; mustard for pork, and gherkins pickled for mutton. But in the season, I would recommend a good sallad, or green cucumbers, or celery, for beef and mutton; and green peas for lamb steaks.

To broil Pigeons.

Put a bit of butter, some shred parsley, and

a little pepper and salt in the bellies of the pigeons, and tie them up neck and vent. Set your gridiron high, that they may not burn; and send them up with a little melted butter in a cup. You may split them, and broil them with a little pepper and salt; or you may roast them, and serve them up with a little parsley and butter in a boat.

To broil Chickens.

Slit them down the back, and season them with pepper and salt, lay them at a great distance, on a very clear fire. Let the inside lie downward, till they are above half done; then turn them, and take great care the fleshy side do not burn; throw over them some fine raspings of bread, and let them be of a fine brown, but not burn. Let your sauce be good gravy with mushrooms, and garnish with lemon and the livers broiled, the gizzards cut, slashed, and broiled, with pepper and salt.--- See Sauce, No. 16.

To broil Cod, Salmon, Whiting, or Haddock.

Flour them and have a quick, clear fire: set your gridiron high, broil them of a fine brown, and lay them in a dish. For Sauce, take good melted butter, with the body of a lobster bruised therein; cut the meat small, put all together into the melted butter, make it hot, and pour it into the dish, or into basons. Garnish with horse-radish and lemon.

To broil Mackrel.

Gut them, wash them clean, pull out the roe at the neck^o end, boil it in a little water, then bruise it with a spoon; beat up the yolk of an egg, with a little nutmeg, lemon-peel cut fine, shred thyme, some parsley boiled and chopped fine, a little pepper and salt, and a few crumbs of bread; mix all well together, and fill the mackrel; flour them well and broil them nicely. Let your sauce be plain butter, with a little catchup or walnut pickle.

To broil Herrings.

Scale them, gut them, cut off their heads, wash them clean, dry them in a cloth, flour them and broil them, but with a knife just notch them across: Take the heads and mash them, boil them in small beer or ale, with a little whole pepper and an onion. Let it boil a quarter of an hour, then strain it; thicken it with butter and flour, adding a good deal of mustard. Lay the fish in a dish, and pour the sauce into a bason; or serve them up with plain butter and mustard.

To broil Cod's Sounds.

You must first lay them in hot water a few minutes; take them out, and rub them well with salt, to take off the skin and black dirt, and to make them look white; then put them in water and give them a boil. Take them out and flour them well, pepper and salt them

and broil them. When they are enough, lay them in the dish, and pour melted butter and mustard into the dish. Broil them whole.

To broil Eels.

Take a large eel, skin it and make it clean. Open the belly, cut it in four pieces; take the tail end, strip off the flesh, beat it in a mortar, season it with a little beaten mace, a little grated nutmeg, pepper and salt, a little parsley and thyme, a little lemon-peel, and an equal quantity of crumbs of bread; roll it in a little piece of butter, then mix it again with the yolk of an egg; roll it up again and fill the three pieces of belly with it. Cut the skin of the eel, wrap the pieces in, and sew up the skin. Broil them well, and have butter and an anchovy for sauce, with a piece of lemon.

To spitcock Eels.

You must split a large eel down the back, and joint the bones, cut it in two or three pieces, melt a little butter, put in a little vinegar and salt, let your eel lay in it two or three minutes; then take the pieces up one by one, turn them round with a little fine skewer, roll them in crumbs of bread, and broil them of a fine brown. Let your sauce be plain butter, with the juice of lemon, or good gravy with an anchovy in it.

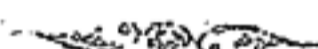
To broil Eggs.

First put your salamander into the fire, then cut a slice round a quartern loaf, toast it brown, and butter it, lay it in the dish, and set it before the fire; poach seven eggs just enough to set the whites, take them out carefully, and lay them on your toast: brown them with the salamander, grate some nutmeg over them, and squeeze Seville orange over all. Garnish your dish with orange cut in slices.



CHAP. VI.

OF STEWING.

*To stew Beef.*

TAKE four pounds of stewing beef, with the hard fat of brisket beef cut in pieces; put these into a stew-pan with three pints of water, a little salt, pepper, dried marjorum powdered, and three cloves. Cover the pan very close, and let it stew four hours over a slow fire. Then throw into it as much turnips and carrots cut into square pieces, as you think convenient; and the white part of a large leek, two heads of celery shred fine, a crust of bread burnt, and half a pint of red wine (or good small beer will do as well.) Then pour it all into a soup-dish, and serve it up hot, garnish with boiled carrot sliced.

To Stew Brisket of Beef.

Having rubbed the brisket with common salt and saltpetre, let it lie four days. Then lard the skin with fat bacon, and put it into a stew pan with a quart of water; a pint of red wine, or strong beer, half a pound of butter, a bunch of sweet herbs, three or four shallots, some pepper and half a nutmeg grated. Cover the pan very close. Stew it over a gentle fire for six hours. Then fry some square pieces of boiled turnips very brown. Strain the liquor the beef was stewed in, thicken it with burnt butter, and having mixed the turnips with it, pour all together over the beef in a large dish. Serve it up hot, and garnish with lemon sliced. An ox cheek or a leg of beef, may be served up in the same manner.

To Stew Beef Gobbets.

Cut any piece of beef, except the leg, in pieces, the size of a pullet's egg. Put them into a stew pan, and cover them with water. Let them stew one hour and skim them very clean. Then add a sufficient quantity of mace, cloves, and whole pepper, tied up loose in a muslin rag, some celery cut small, and salt, turnips, and carrots, pared and cut in slices, a little parsley, a bundle of sweet herbs, a large crust of bread, and if you please, add an ounce of pearl barley, or rice. Cover all close, and stew it till tender. Then take out the herbs, spices, and bread, and add a French

roll fried and cut in four. Dish up altogether, and send it to table.

To stew Ox Palates.

Put the palates into a sauce-pan of cold water, and let them stew very softly over a slow fire till they are tender. Then cut them into pieces and dish them with cox-combs and artichoke bottoms cut small; and garnish with lemon sliced, and with sweetbreads stewed for white dishes, and fried for brown ones, and cut also into little pieces.

N. B. This stew is generally used for improving a fricasee, or a ragoos of veal, lamb, rabbits, &c.

To stew Beef Steaks.

Half broil the beef steaks, then put them into a stew-pan, season them with pepper and salt according to your palate; just cover them with gravy. Also put in a piece of butter rolled in flour. Let them stew gently for half an hour, then add the yolks of two eggs beat up, and stir altogether for two or three minutes, and serve it up. Garnish with pickles and horse-radish scraped.

To stew Beef Collops.

Cut raw beef, as veal is cut for Scotch collops. Put the collops into a stew-pan with a little water, a glass of white wine, a shallot, a little dried marjoram, rubbed to powder, some salt and pepper, and a slice or two of fat ba-

cou. Set this over a quick fire, till the pan be full of gravy; which will be in a little time; add to it a little mushroom juice, and then serve it up hot; and garnish with sliced lemon, or small pickles and red cabbage.

To stew Veal in general.

Let the veal be under-roasted, or boiled; cut it into thick slices, and just cover the veal with water in a stew-pan. Season with pepper, salt, and grated nutmeg, a little mace, sweet marjoram, a shallot, and lemon-thyme, or a little grated lemon-peel. Stew all together, and when almost enough, put into the liquor a little good gravy, and mushroom liquor, a glass of white wine, and a little lemon juice. Let these stew a little longer. Then strain off the liquor, and thicken it with butter and flour. Lay the meat in the dish, and pour the sauce over it. Garnish the dish with sippets, and fried oysters, or bits of broiled bacon and sliced lemon on the rim of the dish.

To stew a Knuckle of Veal.

Boil the knuckle till there is just enough liquor for sauce. To which add one spoonful of catchup, one of red wine, and one of walnut pickle; also some truffles, morels, or dried mushrooms cut small, if you please. Boil all together. When enough, take up the meat; lay it in a dish, pour the sauce or liquor over it, and send it to table, garnished with sliced lemon.

To stew a Neck of Veal.

Cut the neck of veal in steaks, and season them well with a mixture of salt, pepper, grated nutmeg, thyme, and knotted marjorum. Stew these gently over a slow fire, in cream or new milk, till they be enough, then add two anchovies, some gravy or strong broth, and a piece of butter rolled in flour. Toss it up till it becomes thick. Then put it in a dish, and serve it up hot. Garnish with lemon sliced.

To stew a breast of Veal.

Let the breast be fat and white, cut off both ends and boil them for gravy. Make a forced-meat of the sweet-bread boiled, a few crumbs of bread, a little beef suet, two eggs, pepper and salt, a spoonful or two of cream, and a little grated nutmeg; with which mixture, having raised the thin part of the breast, stuff the veal; skewer the skin close down, dredge it over with flour; tie it up in a cloth, and stew it in milk and water about an hour.

The proper *Sauce* for this dish is made of a little gravy, about a gill of oysters, a few mushrooms shred fine, and a little juice of lemon, thickened with flour and butter.

To stew a Pig.

Roast a pig till it is thorough hot, then skin it, cut it in pieces, and put it into a stew-pan, with a sufficient quantity of strong gravy, a gill of white wine, some pepper, salt and nutmeg,

an onion, a little marjoram, three spoonfuls of elder vinegar, (if you have any) and a piece of butter; cover all close, and stew it gently over a slow fire. When enough, serve it up hot, put sippets upon it, and garnish it with lemon sliced.

To stew Mutton Chops.

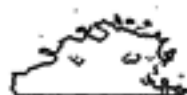
Cut the chops thin, put them into a shallow tin pan, with a cover that shuts very close. Add a very little water, with a little salt and pepper. Cover the pan very close, and set it over a very slow fire. They will be done in a very few minutes. Dish them with their own liquor. Garnish with capers or other pickles.

To stew a Leg or Neck of Mutton.

Bone the joint to be stewed. Break the bones and put them into a sauce-pan, with a sufficient quantity of whole pepper, salt and mace, to make it relish; also one nutmeg bruised, one anchovy, and one middling turnip; a little faggot of sweet herbs, two middling onions quartered, a pint of ale, (and as much red wine, if you like it) two quarts of water, and a hard crust of bread. Stop it close, and let it stew five hours. Then put in the mutton, and let it stew two hours.

To stew a Hare.

Beat it well with a rolling-pin in its own blood. Cut it into little bits and fry them.



Then put the hare into a stew-pan, with a quart of strong gravy, pepper and salt according to the palate, and let it stew till tender. Thicken it with butter and flour. Serve it up in its gravy, with sippets in the dish, and lemon sliced for garnish.

To jug a Hare.

Having cased the hare, turn the blood out of the body into the jug. Then cut the hare to pieces, but do not wash it. Then cut three quarters of a pound of fat bacon into thin slices. Pour upon the blood about a pint of strong old pale beer: put into the jug a middling sized onion, stuck with three or four cloves, and a bunch of sweet herbs: and having seasoned the hare with pepper, salt, nutmeg, and lemon-peel grated, put in the meat, a layer of hare, and a layer of bacon. Then stop the jug close, so that the steam be kept in entirely; put the jug into a kettle of water over the fire, and let it stew three hours, then strain off the liquor, and having thickened it with burnt butter, serve it up hot, garnished with lemon sliced.

To stew a Turkey or Fowl.

Take a turkey or fowl, put it into a sauce pan or pot, with a sufficient quantity of gravy or good broth; a bunch of celery cut small and a muslin rag, filled with mace, pepper and all-spice, tied loose, with an onion and sprig of thyme. When these have stewe



softly till enough, take up the turkey or fowl: thicken the liquor it was stewed in, with butter and flour: and having dished the turkey, or fowl, pour the sauce into the dish.

To stew Chickens.

Cut two chickens into quarters, wash them and put them into a clean sauce-pan with a pint of water, half a pint of red wine, some mace, pepper, a bundle of sweet herbs, an onion, and a piece of stale crust of bread. Cover them close, and stew them half an hour. Then put in a piece of butter as big as an egg, rolled in flour, and cover it again close for five or six minutes. Shake the sauce-pan about, and take out the onion and sweet herbs. Garnish with sliced lemon.

N. B. Rabbits, partridges, &c. may be done the same way; and it is the most innocent manner for sick or lying-in persons.

To stew Pigeons.

Stuff the bellies of the pigeons with a seasoning made of ground pepper, salt, beaten mace, and some sweet herbs shred very fine. Tie up the neck and vent, and when half roasted, put them into a stew-pan, with a sufficient quantity of gravy, a little white wine, some pickled mushrooms, and a bit of lemon-peel. Let them stew till enough.—Then take them out, thicken the liquor with butter and the yolks of eggs. Dish the pigeons,



and pour the sauce over them. Garnish with lemon.

N. B. If you would enrich this receipt— You may, when the pigeons are almost done, put in some artichoke bottoms, boiled and fried in butter, or sparagus tops boiled.

To jug Pigeons.

Truss and season the pigeons with pepper and salt; and having stuffed them with a mixture of their own livers shred with beef suet, bread crumbs, parsley, marjoram, and two eggs, sew them up at both ends, and put them into the jug, the breast downwards, with half a pound of butter. Stop up the jug, so that no steam can get out; then set them in a pot of water to stew. They will take two hours and more in doing, and they must boil all the time. When stewed enough, take them out of the gravy, skim off the fat clean; put a spoonful of cream, a little lemon-peel, an anchovy shred, a few mushrooms, add a little white wine to the gravy, and having thickened it with butter and flour, and dished up the pigeons, pour the sauce over them. Garnish with sliced lemon.

To stew Ducks.

Draw and clean your ducks well, and put them into a stew-pan with strong beef gravy, a glass of red wine, a little whole pepper, an onion, an anchovy, and some lemon-peel.

When well stewed, thicken the gravy with butter and flour, and serve all up together, garnished with shallots.

To stew Wild Fowl.

Half roast a wild duck, &c. then cut it into bits. When cold, put it into a stew-pan, with a sufficient quantity of beef gravy, and let it stew till tender. Then thicken it with burnt butter, and serve it up all together, with sippits within the sides, and lemon sliced on the rim of the dish.

To stew GIBLETS.

Let the giblets be clean picked and washed, the feet skinned, and the bill cut off, the head split in two, the pinion bones broken, the liver and gizzard cut in four, and the neck in two pieces: put them into half a pint of water, with pepper salt, a small onion, and sweet herbs. Cover the sauce-pan close, and let them stew till enough, upon a slow fire. Then season them with salt, take out the onion and herbs, and pour them into a dish with all the liquor.

To stew Carp or Tench.

Scrape them very clean, then gut them; wash them and the roes in a pint of good stale beer, to preserve all the blood, and boil the carp with a little salt in the water.

In the mean time strain the beer, and put it into a sauce-pan with a pint of red wine,

two or three blades of mace, some whole pepper black and white, an onion stuck with cloves, half a nutmeg bruised, a bundle of sweet herbs, a piece of lemon-peel as big as a six-pence, an anchovy, and a little piece of horse-radish. Let these boil together softly for a quarter of an hour, covered close; then strain the liquor, and add to it half the hard roe beat to pieces, two or three spoonfuls of catchup, a quarter of a pound of fresh butter, and a spoonful of mushroom pickle; let it boil, and keep stirring it till the sauce is thick and enough; if it wants any salt, you must put some in, then take the rest of the roe, and beat it up with the yolk of an egg, some nutmeg, and a little lemon-peel cut small; fry it in fresh butter in little cakes, and some pieces of bread cut three corner-ways and fried brown. When the carp are enough take them up, pour your sauce over them, lay the cakes round the dish, with horse-radish scraped fine, and fried parsley. The rest lay on the carp, and put the fried bread about them: lay round them sliced lemon notched upon the edge of the dish, and two or three pieces on the carp. Send them to table hot.

To stew a Cod.

Cut your cod in slices an inch thick, lay them in the bottom of a large stew-pan, season them with nutmeg, beaten pepper, and salt, a bundle of sweet herbs, and an onion, half a

pint of white wine, and a quarter of a pint of water; cover it close, and let it simmer softly for five or six minutes; then squeeze in the juice of a lemon; put in a few oysters and the liquor, strained; a piece of butter as big as an egg rolled in flour, and a blade or two of mace; cover it close, and let it stew softly, shaking the pan often. When it is enough, take out the sweet herbs and onion, and dish it up; pour the sauce over it. Garnish with lemon.

To stew Eels.

Stew, gut, and wash them very clean in six or eight waters, to wash away all the sand; then cut them in pieces about as long as your finger; put just water enough in the pan for sauce, with an onion stuck with cloves, a little bundle of sweet herbs, a blade of mace, and some whole pepper in a thin muslin rag, cover the pan, and let them stew very softly.

Look at them now and then; put in a little red wine, the juice of half a lemon, and a piece of butter rolled in flour. When you find they are quite tender and well done, take out the onion, spice, and sweet herbs. Put in salt enough to season them, and dish them up with the sauce.

To stew Oysters or Muscles.

Plump them in their own liquor; then having drained off the liquor, wash them clear in fair water. Set the liquor drained

from the oysters, or as much as is necessary (with the addition of an equal quantity of water and white wine, a little whole pepper, and a blade of mace,) over the fire, and boil it well. Then put in the oysters, and let them just boil up, and thicken with a piece of butter and flour: some will add the yolk of an egg. Serve them up with sippets and the liquor, and garnish the dish with grated bread or sliced lemon.

To stew Spinach and Eggs.

Pick and wash your spinach very clean, put it into a sauce-pan without water, throw in a little salt, cover it close, and shake the pan often; when it is just tender, and whilst it is green, put it into a sieve to drain, and lay it in your dish. In the mean time have a stew-pan of water boiling, break as many eggs in separate cups as you would poach. When the water boils, put in the eggs; have an egg-slice ready to take them out with, lay them on the spinach, and garnish the dish with orange cut in quarters, and send up melted butter in a cup.

To stew Parsnips.

Scrape them clean from the dirt, boil them tender, cut them into slices, put them into a sauce-pan, with cream enough for sauce, a piece of butter rolled in flour, a little salt, and shake the sauce-pan often. When the

cream boils, pour them into a plate for a corner-dish, or a side dish at supper.

To stew Cucumbers.

Pare twelve cucumbers, and slice them as thick as a crown-piece, put them to drain, and then lay them in a coarse cloth till they are dry; flour them, and fry them brown in butter; cut out the fat, then put to them some gravy, a little port wine, some pepper, cloves, and mace; let them stew a little; then roll a bit of butter in flour, and toss them up; season with salt: You may add a little mushroom liquor.

To stew Peas and Lettice.

Take a quart of green pease, two nice lettices clean washed and picked, cut them small across, put all into a sauce-pan, with a quarter of a pound of butter, and pepper and salt to your palate; cover them close, and let them stew gently, shaking the pan often. Let them stew ten minutes, then shake in a little flour; toss them round, and pour in half a pint of good gravy; put in a little bundle of sweet herbs, and an onion, with three cloves, and a blade of mace stuck in it. Cover the pan close, and let them stew a quarter of an hour longer; then take out the onion and sweet herbs, and pour the rest into the dish.

To stew Red Cabbage.

Take a red cabbage, lay it in cold water for an hour, cut into thin slices across, and then into little pieces. Put it into a stew-pan, with a pound of sausages, a pint of gravy, a little bit of ham or lean bacon; cover it close, and let it stew half an hour; then take the pan off the fire, and skim away the fat, shake in a little flour, and set it on again, Let it stew two or three minutes, then lay the sausages in the dish, and pour the rest all over. You may, before you take it up, put in half a spoonful of vinegar.

To stew Pears.

Pare six pears and either quarter them, or do them whole; (they make a pretty dish with one whole, the rest cut in quarters, and the cores taken out.) Lay them in a deep earthen pot, with a few cloves, a piece of lemon-peel, a gill of red wine, and a quarter of a pound of fine sugar. If the pears are very large, they will take half a pound of sugar, and half a pint of red wine; cover them close with paper, and bake them till they are enough.

Serve them up hot or cold, just as you like them; and they will be very good with water in the place of wine.

To stew Mushrooms.

Take fresh mushrooms, clean them well, let their skins be pulled off, and their gills

scraped out, if they happen to be sound, or else do not use them; cut the mushrooms in large pieces, and put them all together in a sauce-pan, without any liquor; cover it close, and let them stew gently, with a little salt, till they are tender, and covered with liquor; then take out your mushrooms, and drain them, or else put some pepper to them, with some white wine, and when they have boiled up, pour off the sauce, and thicken it with a little butter rolled in flour; some will put in a shallot with the spice, but that will spoil the flavour of the mushrooms, which every body desires to preserve.



CHAP. VII.

OF HASHES.

*To Hash Beef.*

TAKE the raw part of any piece of roasted beef, and cut it into thin slices, about the length of a little finger, and about the same breadth. Take also a little water, and an equal quantity of gravy; boil it well with a large onion cut in two, pepper and salt, then take a piece of butter rolled in flour, and stir it in the pan till it burns. Put it into the sauce, and let it boil a minute or two. Then put in the sliced beef, but you must only just let it warm

through. Some add a few whole capers, mush-rooms, walnut-pickle, or catchup.— Serve this up to table in a soup-dish, garnished with pickles.

To hash mutton.

Take mutton half roasted, and cut it in pieces as big as half a crown ; then put into the sauce-pan half a pint of red wine, as much strong broth or gravy, (or water, if you have not the other) one anchovy, a shallot, a little whole pepper, some nutmeg grated, and salt to your taste ; let these stew a little, then put in the meat, and a few capers and samphire shred ; when it is hot through, thicken it up with a piece of fresh butter rolled in flour ; have toasted sippets ready to lay in the dish, and pour the meat on them. Garnish with lemon.

To dress a Lamb's Head and Pluck.

Boil the head and pluck a quarter of an hour at most, the heart five minutes, the liver and lights half an hour. Cut the heart, liver, and lights into small square bits, not bigger than a pea. Make a gravy of the liquor that runs from the head with a quarter of a pint of the liquor in which it was boiled, a little walnut liquor or catchup, and a little vinegar, pepper, and salt. Then put in the brains and the hashed meat, shake them well together in the liquor, which should be only just as much as

to wet the meat. Pour all upon the sippets in a soup dish; and, having grilled the head before the fire, or with a salamander, lay it open with the brown side upwards upon the hashed liver, &c. Garnish with sliced pickled cucumbers, and thin slices of bacon broiled.

To mince Veal.

Take any part of the veal that is under done, either roasted or boiled, and shred it as fine as possible with a knife. Then take a sufficient quantity of beef gravy, dissolve in it the quantity of a hazel nut of cayear to half a pound of meat, and then put into the gravy the minced veal, and let it boil not above a minute. Pour it into a soup-plate or dish upon sippets of bread toasted; and garnish the dish with pickled cucumbers, &c. or with thin slices of bacon broiled.

To hash a Calf's Head brown.

Take a calf's head and boil it; when it is cold, take one half of the head, and cut off the meat in thin slices, put it into a stew-pan, with a little brown gravy, adding a spoonful or two of walnut pickle, a spoonful of catchup, a little red wine, a little shred mace, a few capers shred, or a little mango, boil it over a stove, and thicken it with butter and flour. Take the other part of the head, cut off the bone ends, and score it with a knife, season it with a little pepper and salt, rub it over with the yolk of an egg, and strew over a few

bread crumbs, and a little parsley; then set it before the fire to broil till it is brown; and when you dish up the other part, put this in the middle; lay about your hash brain cakes, with forced meat balls, and crisp bacon.

To make the Brain Cakes.

Take a handful of bread crumbs, a little shred lemon-peel, pepper, salt, nutmeg, sweet marjoram, parsley shred fine, and the yolks of three eggs; take the brains and skin them, boil and chop them small, so mix them all together; put a little butter in your pan when you fry them, and drop them in as you do tritfers. If they should run in your pan, put in a handful more of bread crumbs.

To hash a Calf's Head White.

Take a calf's head, and boil it as much as you would do for eating; when it is cold cut it in thin slices, and put it into a stew-pan, with a white gravy; then put to it a little salt, shred mace, a pint of oysters, a few shred mushrooms, lemon-peel, three spoonfuls of white wine, and some juice of lemon; shake all together, boil it over the stove and thicken it up with a little butter and flour. When you put it in the dish, you must lay a boiled fowl in the middle, and a few slices of crisp bacon round the dish.

To dress a Mock Turtle.

Take a calf's head with the skin upon it, and scald off the hair as you would do off a

pig; then clean it, cut off the horny part in thin slices, with as little of the lean as possible; put in the brains, and the giblets of a goose well boiled; have ready between a quart and three pints of strong mutton or veal gravy, with a pint of Madeira wine, a large tea-spoonful of Cayenne pepper, half the peel of a large lemon shred as fine as possible, a little salt, the juice of two lemons; stew all these together, till the meat is very tender, which will be in about an hour and a half; and then have ready the back shell of a turtle, edged with a paste of flour and water, which you must first set in the oven to harden; then put in the ingredients, and set it into the oven to brown the top; and when that is done, garnish the top with yolks of eggs boiled hard and forced-meat balls.

N. B. If you cannot get the shell of a turtle, a China soup-dish will do as well; and the crust may be omitted.

To hash cold Fowl.

Cut your fowl up, divide the legs, wings, breast, &c. into two or three pieces each; then put them into a stew-pan, with a blade or two of mace, and a little shred lemon peel; dredge on a little flour, and throw on some gravy; when it begins to simmer, put in a few pickled mushrooms, and a lump of butter rolled in flour. When it boils, give it a toss or two, and pour it into the dish. Garnish with sliced lemon and barberries.


To hash a Hare.

Cut up your hare entirely, put it into a stew-pan with some good gravy, a gill of red wine, some shred lemon-peel, and a bundle of sweet herbs; let it stew for an hour, then add some forced-meat balls, and the yolks of twelve hard-boiled eggs, with truffles and morels. Give them a boil up, then take out the herbs, place the hare handsomely on the dish, and pour your gravy, &c. over it. Garnish with sliced lemon and barberries.



CHAP. VIII.

OF SOUPS.

*To make Gravy Soup.*

TAKE the bones of a rump of beef, and a piece of the neck, and boil it till you have have all the goodness of it; then strain it off, and take a good piece of butter, put it in a stew-pan, and brown it, then put to it an onion stuck with cloves, some celery, endive spinach, and three carrots; put to your gravy some pepper, salt, and cloves, and let it boil all together; then put in sippets of bread dried by the fire; and you may add a glass of red wine. Serve it up with a French roll toasted, and laid in the middle.

To make a rich Giblet Soup.

Take four pounds of gravy beef, two pounds of scrag of mutton, two pounds of scrag of veal; stew them well down in a sufficient quantity of water for a strong broth; let it stand till it is quite cold, then scum the fat clean off. Take two pair of giblets well scalded and cleaned, put them into your broth, and let them simmer till they are stewed tender; then take out your giblets, and run the soup through a fine sieve to catch the small bones; then take an ounce of butter, and put it into a stew-pan, mixing a proper quantity of flour, to make it of a fine light brown. Take a small handful of chives, the same of parsley, and a very little of sweet marjoram; chop all these herbs together excessive small; set your soup over a slow fire, put in your giblets, butter and flour, and small herbs: then take a pint of Madeira wine, some Cayenne pepper and salt to your palate. Let them all simmer together, till the herbs are tender, and the soup is finished. Send it to table with the giblets in it.

N. B. The livers must be stewed in a saucepan by themselves, and put in the dish when you serve it up.

To make a good Pease Soup.

Take a quart of split pease, put them into a gallon of soft water, with a bunch of herbs, some whole Jamaica and black pepper, two

or three onions, a pound of lean beef, a pound of mutton, and a pound of the belly piece of salt pork; boil all together, till your meat is thoroughly tender, and your soup strong; then strain it through a sieve, and pour it into a clean sauce-pan; cut and wash three or four large heads of celery, some spinach, and a little dried mint, rubbed fine; boil it till your celery is tender, then serve it up with bread cut in dice, and fried brown.

To make green Pease Soup.

Have a knuckle of veal of four pounds, a pint and a half of the oldest green pease shelled, set them over the fire with five quarts of water; add two or three blades of mace, a quarter of an ounce of whole pepper, a small onion stuck with three cloves, and a bunch of sweet herbs; cover it close, and let it boil till half is wasted; strain it off, and pass your liquor through a sieve, put it into a clean sauce-pan, with a pint of the youngest pease, the heart of a cabbage, a lettuce or two, and the white part of three or four heads of celery, cut small, cover it close, and let it stew for an hour. If you think it is not thick enough, take some of your soup, and put in half a spoonful of flour; stir it in a bason till it is smooth; pour it into your soup; stir it well together, and let it boil for ten minutes; then dish it up with the crust of a French roll.

To make a White Portable Soup.

Take a leg of veal, bone it, and take off all the skin and fat; take likewise two dozen of fowl or chickens feet, washed clean, and chopped to pieces; put all into a large stoving-pot, with three gallons of soft water, and let it stove gently, till the meat is so tender as to separate. You must keep your pot tight covered, and a constant fire during the time of its stoving; in about seven or eight hours, try your jelly in a cup, and when quite cold, if it is so stiff as that you can cut it with a knife, take it off, and strain it through a sieve, and and take off all the fat, and scum first with a spoon, and then with a philtering paper: Provide china cups, and fill them with the clear jelly; set them in a gravy pan, or a large stew-pan of boiling water over a stove; in this water boil your jelly in the cups, till it is as thick as glue. After which, let them stand in the water till they are quite cold: Before you turn them out of your cups, run the edge of a knife round to loosen them; then turn them upon a piece of new flannel, which will draw out all the moisture gradually. Turn them every six or eight hours, till they are perfectly dry, and like a piece of glue; keep them in as dry a place as you can, and in a little time they will be so hard, that you may carry them in your pocket, without the least inconvenience. When you want to use it, take a piece about the bigness of a walnut, and pour a pint of

boiling water on it, stirring it till it is dissolved; season it with salt to your taste, and you will have a bason of strong broth. If you want a dish of soup, boil vermicelli in water; then to a cake of your soup, pour a pint of water, so that four cakes will make two quarts; when it is thoroughly melted, set it over the fire just to simmer; pour it into the dish, put in thin slices of bread hardened before the fire, and the vermicelli upon them. Thus you have a dish of soup in about half an hour. Whilst this is doing, you may have any thing dressing to follow, which will not only be a good addition to your dinner, but saving time,

Note. Season it to your palate, as there is no salt or seasoning in the preparation.

To make a Brown Portable Soup.

Take a large leg of beef, bone it, and take off the skin, and what fat you can; put it into a stoving pot, with a tight cover; put to it about four gallons of soft water, with six anchovies, half an ounce of mace, a few cloves, half an ounce of whole white pepper, three onions cut in two, a bunch of thyme, sweet marjoram and parsley, with the bottom crust of a two-penny loaf that is well baked; cover it very close, and let it have a constant fire to do leisurely for seven or eight hours; then stir it very well together, to make the meat separate; cover it close again, and in an hour try

your broth in a cup, to see if it will glutinate; if it does, take it off, and strain it through a canvass jelly bag into a clean pan; then have China or well glazed earthen cups, and fill them with the clear jelly; put them into a broad gravy pan, or stew-pan, with boiling water; set in the cups, and let them boil in that till they are perfectly glue. When they are almost cold, run a knife round them, and turn them upon a piece of new flannel, to draw out all the moisture; in six or seven hours turn them, and do so till they are perfectly hard and dry; put them into stone jars, and keep them in a dry place.

This is very good for soups, sauces, and gravies. When you intend to make it into soup, shred and wash very clean what herbs you have to enrich it, as celery, endive, chervil, leeks, lettuce, or indeed what herbs you can get; boil them in water till they are tender, strain them off, and with that water dissolve what quantity of portable soup you please, according to the strength you would have it. If you are where you can get it, fry a French roll, and put it in the middle of your dish, moistened first with some of your soup; and when your cakes are thoroughly melted, put your herbs to it, and set it over the fire till it is just at boiling; then dish it up, and send it to table.

To make Vermacelli Soup.

Take two quarts of strong veal broth, put it into a clean sauce-pan, with a piece of bacon stuck with cloves, and half an ounce of butter rolled in flour; then take a small fowl trussed to boil, break the breast bone, and put it into your soup; stove it close, and let it stew three quarters of an hour: take about two ounces of vermacelli, and put to it some of the broth; set it over the fire till it is quite tender. When your soup is ready, take out the fowl, and put it into the dish; take out your bacon, skim your soup as soon as possible, then pour it on the fowl, and lay your vermacelli all over it; cut some French bread thin, put into your soup, and send it to table.

If you chuse it, you may make your soup with a knuckle of veal, and send a handsome piece of it in the middle of the dish, instead of the fowl.

To make Soup Lorrain.

Have ready a strong veal broth that is white, and clean scummed from all fat; blanch a pound of almonds, beat them in a mortar, with a little water, to prevent their oiling, and the yolks of four poached eggs, the lean part of the legs, and all the white part of a roasted fowl; pound all together as fine as possible; then take three parts of the veal broth, put it into a clean stew-pan, put your ingredients in, and mix them well to-

gether; chip in the crust of two French rolls well rasped; boil all together over a stove, or a clear fire. Take a French roll, cut a piece out of the top, and take out all the crum; mince the white part of a roasted fowl very fine, season it with pepper, salt, nutmeg, and a little beaten mace; put in about an ounce of butter, and moisten it with two spoonfuls of your soup strained to it; set it over the stove to be thorough hot: Cut some French rolls in slices, and set them before the fire to crisp; then strain off your soup through a tammy or a lawn strainer, into another clean stew-pot; let it stew till it is as thick as cream; then have your dish ready; put in some of your crisp bread; fill your roll with the mince, and lay on the top as close as possible; put it in the middle of the dish, and pour a ladleful of your soup over it; put in your bread first, then pour in the soup, till the dish is full. Garnish with petty patties; or make a rim for your dish, and garnish with lemon rased.

If you please, you may send a chicken boned in the middle, instead of the roll; or you may send it to table with only crisp bread.

To make a sorrel Soup with Eggs.

Take the chump end of a loin of mutton, and part of a knuckle of veal, to make your stock with; season it with pepper, salt, cloves, mace, and a bunch of sweet herbs; boil it till it is as rich as you would have it; strain it off, and put it into a clean sauce pan: Put

in a young fowl, cover it over, and stove it; then take three or four large handfuls of sorrel washed clean; chop it grosly, fry it in butter, put it to your soup, and let it boil till your fowl is thoroughly done; scum it clean, and send it to table with the fowl in the middle, and six poached eggs placed round about it. Garnish the dish with sippets, and stewed sorrel.

To make Asparagus Soup.

Take five or six pounds of lean beef cut in lumps, and rolled in flour; put it into your stew-pan, with two or three slices of fat bacon at the bottom; then put it over a slow fire, and cover it close, stirring it now and then till the gravy is drawn: then put it in two quarts of water and half a pint of ale. Cover it close, and let it stew gently for an hour, with some whole pepper, and salt to your mind; then strain off the liquor, and take off the fat; put in the leaves of white beets, some spinach, some cabbage, lettuce, a little mint, some sorrel, and a little sweet marjoram powdered; let these boil up in your liquor, then put in the green tops of asparagus cut small, and let them boil till all is tender. Serve it up hot, with a French roll in the middle.

Rich Soups in Lent, or for Fast Days.

To make a Craw Fish Soup.

Cleanse them, and boil them in water, salt, and spice: pull off their feet and tails, and

fry them; break the rest of them in a stone mortar, season them with savory spice, and an onion, a hard egg, grated bread, and sweet herbs boiled in good table beer; strain it, and put to it scalded chopped parsley, and French rolls; then put in the fried craw fish, with a few mushrooms. Garnish the dish with sliced lemon, and the feet and tail of a craw fish.

To make Oyster Soup.

Have ready a good fish stock, then take two quarts of oysters without the beards; bray the hard part in a mortar, with the yolks of ten hard eggs. Set what quantity of fish stock you shall want over the fire with your oysters; season it with pepper, salt, and grated nutmeg. When it boils, put in the eggs, and let it boil till it is as thick as cream. Dish it up with bread cut in dice.

To make an Eel Soup.

Take eels according to the quantity of soup you would make; a pound of eels will make a pint of soup; so to every pound of eels put a quart of water, a crust of bread, two or three blades of mace, a little whole pepper, an onion, and a bundle of sweet herbs; cover them close, and let them boil till half the liquor is wasted; then strain it, toast some bread, and cut it small, lay the bread in the dish, and pour in your soup. If you have a stew hole, set the dish over it for a minute,

and send it to table. If you find your soup not rich enough, you must let it boil till it is as strong as you would have it, and add a piece of carrot to brown it.

To make a brown Soup.

Into a clean sauce-pan, put three quarts, or more, of water, with raspings sufficient to thicken it, two or three onions cut across, two or three cloves, some whole pepper, and a little salt; cover it close, and let it boil about an hour and a half, then strain it through a sieve; have celery, carrots, endive, lettuce, spinach, and what other herbs you like, not cut too small, and fry them in butter; take a clean stew-pan, that is large enough for your ingredients, put in a good piece of butter, dust in flour, and keep it stirring till it is of a fine brown; then pour in your herbs and soup, boil it till the herbs are tender, and the soup of a proper thickness. Have bread cut in dice, and fried brown; pour your soup into the dish, put some of the bread into the soup, the rest in a plate, and serve it up.

To make a White Soup.

Put in a clean sauce-pan two or three quarts of water, the crumb of a two-penny loaf, with a bundle of herbs, some whole pepper, two or three cloves, an onion or two cut across, and a little salt: let it boil covered till it is quite smooth; take celery, endive, and lettuce only the white parts, cut them in

pieces, not two small, and boil them till they are very tender, strain your soup off into a clean stew-pan; put your herbs in, with a good piece of butter stirred in it till the butter is melted, and let it boil for some time, till it is very smooth. If any scum arises, take it off very clean: soak a small French roll, nicely rasped, in some of the soup; put it in the middle of the dish, pour in your soup, and send it to table.

To make onion Soup.

First, put a tea-kettle of water on to boil, then slice six Spanish onions, or some of the largest onions you have got; flour them pretty well, then put them into a stew-pan that will hold about three quarts, fry them in butter till they are of a fine brown, but not burnt: pour in boiling water sufficient to fill the soup dish you intend; let it boil, and take half a pound of butter rolled in flour, break it in, and keep it stirring till your butter is melted: as it boils, scum it very well, and put in a little pepper and salt; cut a French roll into slices, and set it before the fire to crisp; poach seven or eight eggs very nicely; cut off all the rugged part of the whites, drain the water from them, and lay them upon every slice of roll; pour your soup into the dish, and put the bread and eggs carefully into the dish with a skimmer. If you have any spinach boiled, lay a leaf between every piece of roll, and send it to table.

If you have any Parmesan cheese, scrape about an ounce very fine, and put it in when you pour on your boiling water; it gives it a very high flavour, and is not to be perceived by the taste what it is.

To make a rice Soup.

To two quarts of water, put three quarters of a pound of rice, clean picked and washed, with a stick of cinnamon; let it be covered very close, and simmer till your rice is tender; take out the cinnamon, and grate half a nutmeg; beat up the yolks of four eggs, and strain them to half a pint of white wine, and as much pounded sugar as will make it palatable, put this to your soup, and stir it very well together: set it over the fire, stirring it till it boils, and is of a good thickness; then send it to table.

To make Turnip Soup.

Pare a bunch of Turnips (save out three or four) put them into a gallon of water, with half an ounce of white pepper, an onion stuck with cloves, three blades of mace, half a nutmeg bruised, a good bunch of sweet herbs, and a large crust of bread. Boil them an hour and a half, then pass them through a sieve; clean a bunch of celery, cut it small, and put it into your turnips and liquor, with two of the turnips you saved, and two young carrots cut in dice; cover it close, and let it stew; then cut two turnips and carrots in


dice, flour them, and fry them brown in butter, with two large onions cut thin, and fried likewise, put them all into your soup, with some vermacelli; let it boil softly, till your celery is tender, and your soup is good. Season it with salt to your palate.

To make Soup Meagre.

Take a bunch of celery washed clean, and cut in pieces, a large handful of spinach, two cabbage lettuces, and some parsley; wash all very clean, and shred them small; then take a large clean stew-pan, put in about half a pound of butter, and when it is quite hot, slice four large onions very thin, and put into your butter; stir them well together for two or three minutes; then put in the rest of your herbs; shake all well together for near twenty minutes; dust in some flour, and stir them together; pour in two quarts of boiling water; season with pepper, salt, and beaten mace: Chip a handful of crust of bread, and put in; boil it half an hour, then beat up the yolks of three eggs in a spoonful of vinegar: pour it in, stir it for two or three minutes, and then send it to table.

CHAP. IX.

OF FRICASEES.

*To fricasee Neats Tongues.*

BOIL them tender, peel them, cut them into thin slices, and fry them in fresh butter; then pour out the butter; put in as much gravy as will be wanted for sauce, a bundle of sweet herbs, an onion, some pepper and salt, and a blade or two of mace; simmer all together for half an hour. Then take out the tongue, strain the gravy, put it with the tongue in the stew-pan again, beat up the yolks of two eggs, with a glass of white wine, a little grated nutmeg, a piece of butter as big as a walnut rolled in flour; shake all together for four or five minutes; dish it up and send it to table.

To fricasee Ox Palates.

Put the palates upon the fire in cold water, and let them boil softly till they are very tender; then blanch and scrape them clean. Rub them all over with mace, nutmegs, cloves, pepper beaten fine, mixed with crumbs of bread. Put them into a stew-pan of hot butter, and fry them brown on both sides. Then, having poured off the fat, put as much beef or mutton gravy into a stew-pan as if

required for sauce, and an anchovy, a little lemon juice, and salt to make it palatable, and a piece of butter rolled in flour. When these have simmered together a quarter of an hour, dish them up, and garnish with sliced lemon.

To fricasee Tripe.

Take the whitest and the thickest seam tripe, cut the white part in thin slices, and put it into a stew-pan, with a little white gravy, a spoonful of white wine, a little lemon-juice, and lemon-peel grated. Add to it the yolks of two or three eggs beat very well, with a little thick cream, shred parsley, and two or three chives. Let them all be shook together over a stove or slow fire, till the gravy becomes as thick as cream; but it must not boil for fear it should curdle. Pour all together into a dish laid with sippets. Garnish with sliced lemon and mushrooms.

To Fricasee a Calf's Head.

Take half a calf's head that is boiled tender, cut it into slices, and put it into a stew-pan with some good veal broth, season it with mace, pepper and salt, an artichoke bottom cut in dice, some force-meat balls first boiled, morels and truffles; let these boil together for a quarter of an hour; scum it clean; beat up the yolks of two eggs in a gill of cream, put this in, and shake it round till it is ready to boil; squeeze in a little lemon, and serve it up. Garnish with lemon.

To fricasee Calf's Feet.

Dress the Calf's feet, boil them as you would do for eating, take out the long bones, cut them in two, and put them into a stew-pan, with a little white gravy, and a spoonful or two of white wine, take the yolks of two or three eggs, two or three spoonfuls of cream, grate in a little nutmeg and salt, and shake all together with a lump of butter. Garnish your dish with slices of lemon and currants, and serve it up.

To fricasee Veal Sweetbreads.

Cut the sweet breads in thin slices, the lengthway. Dip them in eggs. Season them with pepper, salt, and grated nutmeg. Fry them of a light brown: then put them into a stew-pan with a sufficient quantity of brown gravy, and a spoonful of lemon-juice. Thicken it with butter and flour, serve it up together, garnished with bits of toasted bacon and crisp parsley.

To fricasee Lamb brown.

Cut a hind quarter of lamb into thin slices; season them with pepper and salt, a little nutmeg, savory, marjoram, and lemon-thyme dried and powdered, (some add a shallot): then fry on the fire briskly; and afterwards toss the lamb up in strong gravy, a glass of red wine, a few oysters, some force-meat balls, two palates, a little burnt butter, and an egg or

two, or a bit of butter rolled in flour to thicken it. Serve all up in one dish, garnished with sliced lemon.

To fricasee Lamb white.

Take a leg of lamb, half roast it; when it is cold cut it in slices, put it into a stew-pan with a little white gravy, a shallot shred fine, a little nutmeg, salt, and a few shred capers, let it boil over a stove till the lamb is enough; to thicken the sauce, take three spoonfuls of cream, the yolks of two eggs; a little shred parsley, and beat them well together; then put it into a stew-pan, and shake it till it is thick, but do not let it boil; if this do not make it thick, put in a little flour and butter, and so serve it up. Garnish your dish with mushrooms, oysters, and lemon.

To fricasee Lamb-stones and Sweetbreads.

Have ready some lamb-stones blanched, parboiled and sliced, and flour two or three sweetbreads; if very thick, cut them in two; the yolks of six hard eggs whole; a few pistachio nut kernels, and a few large oysters; fry all those of a fine brown, then pour away the butter and add a pint of drawn gravy, the lamb-stones, some asparagus tops of about an inch long, some grated nutmeg; a little pepper and salt, two shallots shred small, and a glass of white wine. Stew all these together for ten minutes, then add the yolks of six eggs beat very fine, with a little white wine, and a

little mace; stir all together till it is of a fine thickness, and then dish it up. Garnish with lemon.

To fricasee Pigs Ears.

Take three or four pigs ears, clean and boil them very tender, cut them in small pieces the length of your finger, and fry them with butter till they are brown; put them into a stew-pan with a little brown gravy, a lump of butter, a spoonful of vinegar, and a little mustard and salt, thickened with flour. Take two or three pigs feet, and boil them very tender, fit for eating, then cut them in two, and take out the large bones; dip them in eggs, and strew over them a few bread crumbs; season them with pepper and salt. Then either fry or broil them, and lay them in the middle of the dish with the pigs ears.

To fricasee Pigs Pettitoes.

Clean the pettitoes very well from hair, &c. split them in two down the middle; boil them with the liver, lights, and heart, till they are very tender, in half a pint of water or more, according to the quantity of the meat, with an onion, a bunch of sweet herbs, a little whole pepper, and a blade of mace. But in five minutes take out the liver, lights, and heart, mince them very small, grate a little nutmeg over them and dredge them with flour gently. When the pettitoes or feet are quite

tender, take them out, strain the liquor in which they were boiled, and then put all together into a saucepan, with a little salt, a bit of butter as big as a walnut, and either a spoonful of vinegar or the juice of half a small lemon. Shake the sauce-pan often, and after it has simmered five or six minutes and you laid some toasted sippets or slices of bread round the inside of the dish, lay the minced meat and sauce in the middle, and the split potatoes round it. Garnish with sliced lemon.

To fricasee a Hare.

Boil the hare with apples, onions, and parsley; when it is tender, shred it small, then put thereto a pint of red wine, one nutmeg, a little pepper and salt, and two or three anchovies; stir these together, with the yolks of twelve hard eggs shred small; when it is served up, put in as much melted butter as will make it moist; garnish the dish with some of the bones, and the whites of eggs boiled hard, and cut in halves.

To fricasee Rabbits White.

Half roast two young rabbits; then skin and cut them in pieces, using only the whitest parts; which you must put into a stew-pan, with a sufficient quantity of white gravy, a small anchovy, a little onion, shred mace, grated lemon-peel, and nutmeg grated; let it have one boil. Then take a little cream, the

yolks of two eggs, a lump of butter, a little juice of lemon, and shred parsley; put them all together into a stew-pan, and shake them over the fire till they become as white as cream; but do not let the mixture boil, for it will curdle if it does. Garnish the dish with sliced lemon and pickle.

To fricasee Rabbits brown.

Cut the legs in three pieces, and the other parts about the same size. Beat them thin, and fry them in butter over a quick fire: when fried, put them into a stew-pan with a little gravy, a spoonful of catchup, and a little grated nutmeg. Shake it up with a little flour and butter, and garnish the dish with fried parsley, made very crisp.

To fricasee Chickens white.

Half roast the chickens, then having cut them up as for eating, skin them, and put them into a stew-pan with a little white gravy, the juice of a lemon, an anchovy for every chicken, with a sufficient quantity of mace and nutmeg grated, and then boil them. Take also the yolks of eggs, as much as necessary, a little sweet cream and shred parsley; then put them into a stew-pan with a lump of butter and a little salt. Shake them all the time they are over the fire, but do not let them boil, for that would make them curdle. Serve it up poured upon sippets, and gar-

nish the dish with sliced lemon, or pickled mushrooms.

To fricasee Chicken brown.

Cut up the chickens raw, in the manner as you do for eating, and flat the pieces a little with a rolling-pin. Fry them of a light brown; afterwards put them into a stew-pan, with a sufficient quantity, but not too much; gravy, a spoonful or two of white wine, to two or three chickens, and a little nutmeg and salt. Thicken it up with flour and butter. Garnish with sippets within the dish, and with crisp parsley on the rim.

To fricasee Pigeons.

Quarter each pigeon, and fry them. Take some green pease, and fry them also till they be like to burst. Then pour boiling water upon them, and season the liquor with pepper, salt, onions, garlic, parsley, and vinegar. Thicken with yolks of eggs.

To fricasee Cod.

Take the zounds, blanch them, then make them very clean, and cut them into little pieces. If they are dried zounds, you must first boil them tender. Get some of the roes, blanch them and wash them clean, cut them into round pieces about an inch thick, with some of the livers, an equal quantity of each, to make a handsome dish, and a piece of cod of

about a pound for the middle. Put them into a stew-pan, season them with a little beaten mace, grated nutmeg and salt, a few sweet herbs, an onion, and a quarter of a pint of fish broth or boiling water; cover them close, and let them stew a few minutes; then put in half a pint of red wine, a few oysters with the liquor strained, a piece of butter rolled in flour; shake the pan round, and let them stew softly till they are enough. Take out the sweet herbs and onion, and dish up. Garnish with lemon.

To fricasee Soals, Plaice, or Flounders.

Strip off the black skin of the fish, but not the white; then take out the bones, and cut the flesh into slices about two inches long; dip the slices in the yolks of eggs, and strew over them raspings of bread; then fry them in clarified butter, and when they are enough, put them on a plate, and set them by the fire till you have made the following sauce:

Take the bones of the fish, boil them up with water, put in some anchovy and sweet herbs, such as thyme and parsley, and add a little pepper, with cloves and mace. When these have boiled together some time, take the butter in which the fish was fried; put it into a pan over the fire, shake flour into it, and keep it stirring while the flour is shaking in; then strain the liquor into it, in which the fish bones, herbs, and spice were boiled,

and boil it together till it is very thick, adding lemon juice to your taste. Put your fish into a dish, and pour the sauce over it : serve it up garnished with slices of lemon, and fried parsley.

N. B. This dish may take place on any part of the table, either in the first or second course.

To fricasee Tench white.

Having cleaned your tench very well, cut off their heads, slit them in two, and if large, cut each half in three pieces ; if small, in two ; melt some butter in a stew-pan, and put in your tench ; dust in some flour, pour in some boiling water, and a few mushrooms, and season it with salt, pepper, and a bundle of sweet herbs, and an onion stuck with cloves : when this boils, pour in a pint of white wine boiling hot, let it stew till sufficiently wasted : take out the flesh, and strain the liquor, saving the mushrooms, bind your fricasee with the yolks of three or four eggs beat up with a little verjuice, some parsley chopped fine, and a little nutmeg grated ; stir it all the time it boils, scum it very clean, pour your sauce over the fish, and send it to table.

To fricasee Tench brozon.

Prepare your tench as in the other receipt ; put some butter and flour into a stew-pan

and brown it ; then put in the tench with the same seasoning you did for your white fricasee ; when you have tossed them up, moisten them with a little fish broth ; boil a pint of white wine and put to your fricasee, stew it till enough, and properly wasted ; then take the fish up, strain the liquor, bind it with a brown cullis, and serve it up. If asparagus or artichokes are in season, you may boil these, and add them to your fricasee.

To fricasee Eggs white.

Boil eight or ten eggs ; take off the shells, cut some in halves, and some in quarters ; have ready half a pint of cream, a good piece of butter, a little nutmeg, a glass of white wine, and a spoonful of chopped parsley ; stir all together over a clear fire till it is thick and smooth ; lay your eggs in the dish, and pour the sauce over. Garnish with hard eggs cut in halves, oranges quartered, and toasted sippets ; send it hot to table.

To fricasee Eggs brown.

Boil as many eggs hard as you want to fill your dish ; take off the shells, and fry them in butter, of a fine brown, pour your fat out of the pan, put in some flour, and a lump of butter, stir it till it is thick, and of a good brown ; pour in some boiling water, a gill of Madeira, a little pepper, salt, and beaten mace ; boil all together, till it is of a good thickness ; scum

it, and squeeze in a little orange ; cut some of your eggs in half, lay the flat side uppermost, and the whole ones between ; pour the sauce over. Garnish with fried parsley, and a Seville orange cut in small quarters.

To fricasee Artichoke bottoms.

Take them either dried or pickled ; if dried, you must lay them in warm water for three or four hours, shifting the water two or three times ; then have ready a little cream and a piece of fresh butter, stir it together one way over the fire till it is melted, then put in the artichokes, and when they are hot dish them up.

To fricasee mushrooms.

Take a quart of fresh mushrooms, make them clean, put them into a saucepan, with three spoonfuls of water, three of milk, and a very little salt ; set them on a quick fire, and let them boil up three times ; then take them off, grate in a little nutmeg, put in a little beaten mace, half a pint of thick cream, a piece of butter rolled well in flour, put it all together into a saucepan, shaking it well all the time. When the liquor is fine and thick, dish them up ; be careful they do not curdle. You may stir the saucepan carefully with a spoon all the time.

CHAP. X.

OF RAGOUTS.

To ragoo a Piece of Beef, called Beef a-la-mode.

TAKE a buttock of beef, interlarded with great lard, rolled up with chopped spices, sage, parsley, thyme, and green onions; bind it close with coarse tape, and put it into a great sauce-pan. When it is half done, turn it; let it stand over the fire on a stove twelve hours. It is fit to eat cold or hot. When it is cold, slice it out thin, and toss it up in a fine ragout of sweetbreads, oysters, mushrooms, and palates.

To ragoo a Breast of Veal.

Put a breast of veal, with an onion, a bundle of sweet herbs, a little black pepper and grated nutmeg, a blade or two of mace, and a very little lemon-peel grated into a large stew-pan, and just cover it with water; when it grows tender, take it up and bone it.

Put the bones into the liquor, and boil them till they make good gravy; then strain it off. Add to this liquor a quarter of a pint of rich beef gravy; half an ounce of truffles and morels, a spoonful of catchup, and two spoonfuls of white wine. While these are boiling together, flour the veal, and fry it in butter till

it comes to be of a fine brown. Then drain off the butter, and pour the gravy to the veal, with a few mushrooms.

Boil all together, till the liquor becomes rich and thick, cut the sweetbread into four, and spread the pieces and forced-meat balls over the dish, having first laid the veal in the dish, and poured the sauce all over it. Garnish with sliced lemon.

To ragoo a Neck of Veal.

Cut it into steaks, flatten them with a rolling pin, lard them with bacon, and season them with a mixture of salt, pepper, grated nutmeg, mace, lemon peel and thyme. Then dip each steak separately in the yolks of eggs. Put all together in a stew-pan, over a slow fire, and keep basting and turning the steaks in order to keep in the gravy. When they are done sufficiently, dish them with half a pint of strong gravy seasoned high, adding mushrooms, pickles, and forced-meat balls dipped in the yolks of eggs. Garnish with stewed and fried oysters.

If you intend a brown ragout, put in a glass of red wine; if a white ragout, put in white wine, with the yolks of eggs beaten up with two or three spoonfuls of cream.

To ragoo Veal Sweetbreads.

Cut sweetbreads into pieces as big as a

walnut ; wash and dry them, put them into a stew-pan of hot burnt butter. Stir them till they are brown, and then pour over them as much gravy, mushrooms, pepper, salt, and all-spice as will cover them ; then let them stew half an hour. Pour off the liquor, pass it through a sieve, and thicken it for sauce. Place the veal sweetbreads in the dish, pour the sauce over them, and serve them up, garnish with sliced lemon, or orange.

To ragoo a Leg of mutton.

Take off the fat and skin, and cut the flesh very thin, the right way of the grain. Butter the stew-pan, dust it with flour, and put in the meat, half a lemon, and half an onion cut very small, a blade of mace, and a little bundle of sweet herbs. Stir it a minute or two, then put in a quarter of a pint of gravy, and an anchovy minced small, mixed with butter and flour. Stir it again for six minutes, and then dish it up.

To Ragoo hog's Feet and Ears.

If they are raw or soused, boil the feet and ears till they are tender, after which cut them into thin bits about two inches long, and a quarter of an inch thick. Put them into a stew-pan, with half a pint of good gravy, a glass of white wine, a good piece of butter rolled in flour, a little pepper and salt, a good deal of mustard, and half an onion. Stir all

together, till it becomes of a fine thickness and then pour it into a dish, meat and gravy together.

To make a rich Ragout.

Having parboiled lamb-stones and sweet-breads, and blanched some cocks-combs, cut them all in slices, and season them with a mixture of pepper, salt, mace, and nutmeg. Then fry them a little in lard; drain them, and toss them up in good gravy, with a bunch of sweet herbs, two shallots, a few mushrooms, truffles, and morels. Thicken it with burnt butter, and add a glass of red wine. Garnish the dish with pickled mushrooms, or fried oysters and sliced lemon.

A ragout for made dishes.

Take red wine, gravy, sweet herbs, and spice, in which toss up lamb-stones, cocks-combs boiled, blanched, and sliced, with sliced sweetbreads, oysters, mushrooms, truffles, and morels; thicken these with brown butter, and use it occasionally when wanted to enrich a ragout of any sort.

A ragout of Snipes.

Take two brace of snipes, clean picked; put a piece of butter into a stew-pan, and give your snipes a browning; then cut them down the back, and press them flat, but do not take out the tail; put them into a stew-

pan with some good gravy, a small glass of red wine, a gill of small mushrooms, a little beaten mace, and salt: let them stew five or six minutes, then roll a piece of butter in flour. When it is the thickness of cream, scum it clean, and dish them up. Garnish your dish with toasted sippets, and orange cut in small quarters.

A ragout of Eggs.

Boil six eggs hard; then take large mushrooms, peel and scrape them clean, put them into a saucepan, with a little salt, cover them, and let them boil; put to them a gill of red wine, a good piece of butter rolled in flour, seasoned with mace and nutmeg: let it boil till it is of a good thickness, cut the whites of your eggs round, so that you do not break the yolks; lay some toasted sippets in your dish, with the yolks of eggs; then pour over your ragout, garnish your dish with the whites, lay the flat side uppermost, and a Seville orange between.

To ragoo Sturgeon.

Cut sturgeon into collops, lard, and rub them over with an egg, dust on some flour, and fry them of a fine brown in lard: as soon as they are done, put them into a stewpan with a pint of good gravy, some sweet herbs shred fine, some slices of lemon, veal

sweetbreads cut in pieces, truffles, mushrooms, and a glass of white wine; bind it with a good cullis, till it is of a proper thickness; then take off the scum very clean; dish it up, and garnish it with barberries and lemon.

To ragoo Oysters.

Open four dozen of the largest Blue Point Oysters, and save the liquor; make a thick batter with cream, the yolks of eggs, nutmeg grated, and parsley chopped fine: dip the oysters into the batter, and then roll them in bread crumbs, and fry them of a fine brown; when they are fried, take them up, and lay them on a drainer before the fire; empty your pan, and dust some flour all over it, then put in about two ounces of butter; when it is melted and thick, strain in your oyster liquor, and stir it well together; put in two ounces of pistachio nuts shelled, and let them boil; then put in half a pint of white wine, beat up the yolks of two eggs in four spoonfuls of cream, and stir all together till it is of a proper thickness; lay the oysters in the dish, and pour the ragout over. Garnish the dish with a Seville orange cut in small quarters.

CHAP. XI.

OF PASTRY.

*To make Pastry for Tarts.*

TAKE two pounds and a half of butter, to three pounds of flour, and half a pound of fine sugar beaten; rub all your butter in the flour, and make it into a paste with cold milk, and two spoonfuls of brandy.

Puff Paste.

Take a quartern of flour, and a pound and a half of butter; rub a third part of the butter in the flour, and make a paste with water; then roll out your paste, and put your butter upon it in bits, and flour it; then fold it up, and roll it again; after this, put in more butter; flour it, and fold it up again; then put the rest of the butter in, flour it, fold it, and roll it twice before you use it.

Paste for raised Pies.

To half a peck of flour, take two pounds of butter, and cut it in pieces in a sauce-pan of water over the fire, and when the butter is melted, make a hole in the flour, skim off the butter, and put it in the flour, with some of the water: then make it up in a stiff paste, and if you do not use it presently, put it before the fire in a cloth.

Paste for Venison Pasties.

Take four pounds of butter to half a peck of flour; rub it all in your flour, but not too small; then make it into a paste, and beat it with a rolling-pin for an hour before you use it; if you please, you may beat three or four eggs, and put them into your paste, when you mix it.

Paste Royal for Patty-pans.

Lay down a pound of flour, work it up with half a pound of butter, two ounces of fine sugar, and four eggs.

Paste for Custards.

Lay down flour, and make it into a stiff paste with boiling water; sprinkle it with a little cold water, to keep it from cracking.

To make a Hare Pie.

Cut the hare in pieces, break the bones, and lay them in the pie; lay on balls, sliced lemon, and butter, and close it with the yolks of hard eggs.

An Umble Pie.

Take the umblers of a buck, boil them, and chop them as small as meat for minced pies; put to them as much beef suet, eight apples, half a pound of sugar, a pound and a half of currants, a little salt, some mace, cloves, nut-

meg, and a little pepper ; then mix them together, and put it into a paste ; add half a pint of sack, the juice of one lemon and orange, close the pie, and when it is baked serve it up.

A Lumber Pie.

Take a pound and a half of fillet of veal, mince it with the same quantity of beef suet, season it with sweet spice, five pippins, a handful of spinach, a hard lettuce, thyme, and parsley ; mix with it a penny loaf grated, and the yolks of two or three eggs, sack and orange flower water, a pound and a half of currants and preserves, with a caudle.

A Shrewsbury Pie.

Take a couple of rabbits, cut them in pieces, season them well with pepper and salt ; then take some fat pork, seasoned in like manner, with the rabbits livers parboiled, some butter, eggs, pepper and salt, a little sweet marjoram, and a little nutmeg ; make balls, and lay in your pie among the meat ; then take artichoke bottoms boiled tender ; cut in dice, and lay these likewise among the meat ; close your pie, and put in as much white wine as you think proper. Bake it and serve it up.

A Lamb Pie.

Season the lamb steaks ; lay them in the pie with sliced lamb-stones and sweetbreads,

savoury balls, and oysters. Lay on butter, and close the pie with a lear.

A Lamb Pie with Currants.

Take a leg and a loin of lamb, cut the flesh into small pieces, and season it with a little salt, cloves, mace, and nutmeg; then lay the lamb in your paste, with as many currants as you think proper, and some Lisbon sugar; a few raisins stoned and chopped small; and some forced-meat balls, yolks of hard eggs, with artichoke bottoms, or potatoes that have been boiled, cut in dice, with candid orange and lemon-peel in slices; put butter on the top, and a little water; then close your pie, bake it gently; when it is baked take off the top, and put in your caudle made of gravy from the bones, some white wine and juice of lemon; thicken it with the yolks of two eggs, and a bit of butter. When you pour in your caudle, let it be hot, and shake it well in the pie; then serve it up, having laid on the cover.

Note. If you observe too much fat swimming on the liquor of your pie, take it off before you pour in your caudle.

A Mutton Pie.

Season the mutton steaks, fill the pie, lay on butter, and close it. When it is baked, toss up a handful of chopped capers, cucumbers, and oysters in gravy, with an anchovy and drawn butter.

A Veal Pie.

Raise a high round pie, then cut a fillet of veal into three or four fillets, season it with savoury seasoning, and a little minced sage and sweet herbs; lay it in the pie with slices of bacon at the bottom, and between each piece lay on butter, and close the pie. When it is baked and half cold, fill it up with clarified butter.

A Hen Pie.

Cut it in pieces, and lay it in the pie; lay on balls, sliced lemon, butter, and close it with the yolks of hard eggs; let the lear be thickened with eggs.

A Chicken Pie.

Take six small chickens; roll a piece of butter in sweet herbs; season and lay them into a cover, with the marrow of two bones rolled up in the batter of eggs, a dozen yolks of eggs boiled hard, and two dozen of savoury balls; when you serve it up, pour in a quart of good gravy.

A sweet Chicken Pie.

Break the bones of four chickens, then cut them into small pieces, season them highly with mace, cinnamon, and salt; have four yolks of eggs boiled hard and quartered, and five artichoke bottoms, eight ounces of raisins

of the sun stoned, eight ounces of preserved citron, lemon, and eringo roots, of each alike; eight ounces of marrow; four slices of rinded lemon, eight ounces of currants, fifty balls of forced-meat, made as for umble pie; put in all, one with the other, but first butter the bottom of the pie, and put in a pound of fresh butter on the top lid, and bake it; then put in a pint of white wine mixed with a little sack, and if you will, the juice of two oranges, sweetening to your taste. Make it boil, and thicken it with the yolks of two eggs; put it to the pie when both are very hot, and serve it up.

A Turkey Pie.

Bone the turkey, season it with savory spice, and lay it in the pie, with two young fowls cut to pieces, to fill up the corners. A goose pie is made the same way, with two rabbits, to fill it up as aforesaid.

A Pigeon Pie.

Truss and season the pigeons with savory spices, and stuff them with forced-meat; lay on lamb-stones, sweetbreads, and butter; close the pie with a lea. A chicken or capon pie may be made the same way.

A Battalia Pie.

Take four small chickens, squab pigeons, and four sucking rabbits, cut them in pieces, and season them with savory spice; lay them in the pie with four sweetbreads sliced, as many sheeps tongues and shivered palates, two pair of lamb-stones, twenty or thirty cocks-combs, with savory balls and oysters; lay on butter, and close the pie with a lear.

A Lamb-stone and Sweetbread Pie.

Boil, blanch, and slice them, and season them with savoury seasoning; lay them in the pie with sliced art choke bottoms; put on butter, and close the pie with a lear.

A Neat's Tongue Pie.

Half boil the tongues, blanch them and slice them, season them with savory seasoning, sliced lemon, balls and butter; then close the pie. When it is baked, take gravy and veal sweet-breads, ox-palates, and cocks-combs, tossed up, and pour them into the pie.

A Calf's Head Pie.

Almost boil the calf's Head, take out the bones cut it in thin slices, season and mix it with sliced shivered palates, cocks-combs, oysters, mushrooms, and balls. Lay on butter, and close the pie with a lear.

A Venison Pasty.

Raise a high round pie, shred a pound of beef suet, and put it into the bottom; cut your venison in pieces, and season it with pepper and salt. Lay it on the suet, lay on butter, close the pie, and bake it.

An Egg Pie.

Shred the yolks of twenty hard eggs with the same quantity of marrow and beef suet; season it with sweet spice, citron, orange, and lemon; fill and close the pie.

Minced Pie.

Shred a pound of neat's tongue parboiled, with two pounds of beef suet, five pippins, and a green lemon-peel; season it with an ounce of spice, a little salt, a pound of sugar, two pounds of currants, half a pint of sack, a little brandy, the juice of a lemon, a quarter of a pound of citron, lemon and orange-peel. Mix these together, and fill the pies.

A Carp Pie.

To a quartern of flour put two pounds of butter, rubbing a third part in; make it into paste with water, then roll in the rest of the butter at three times; lay your paste in the dish, put in some bits of butter, on the bottom paste, with pepper and salt, scale and gut your carps; put them in vinegar, water,

and salt; then wash them out of the vinegar and water, wipe them dry, and make the following pudding for the belly of the carp: take the flesh of an eel, cut it small, add some grated bread, two buttered eggs, an anchovy cut small; a little nutmeg grated, with pepper and salt. Mix these together well, and fill the belly of the carp; then make some force-meat balls of the same mixture; cut off the tail and fins of the carp, and lay in the crust, with slices of fat bacon, a little mace, and some bits of butter; close your pie, and before you set it in the oven, pour in half a pint of claret. Serve it up hot.

Oyster Pie.

Parboil a quart of large oysters in their own liquor, mince them small, and pound them in a mortar, with Pistachio-nuts, marrow and sweet herbs, an onion, savoury seeds, and a little grated bread; or season as aforesaid whole. Lay on butter, close it, and serve it up hot.

Flounder Pie.

Take twelve large flounders, cut off their tails, fins, and heads; then season them with pepper and salt, cloves, mace, and nutmeg beaten fine. Take two or three eels well cleaned; cut in lengths of three inches, and

season as before, then lay your flounders and eels in your pie, and the yolks of eight hard eggs, half a pint of pickled mushrooms, an anchovy, a little onion, a bunch of sweet-herbs, and some lemon-peel grated. You must put three quarters of a pound of butter on the top, with a quarter of a pint of water, and a gill of white wine, then close your pie, and serve it hot, first taking out the onion and bunch of sweet herbs.

Trout Pie.

Clean, wash, and scale them, lard them with pieces of a silver eel rolled up in spice and sweet herbs, with bay leaves powdered; lay on and between them the bottoms of sliced artichokes, mushrooms, oysters, capers, and sliced lemon; lay on butter, and close the pie.

Eel Pie.

Cut, wash, and season them with sweet seasoning, and a handful of currants; butter and close it. Some omit the currants.

Lamprey Pie.

Clean, wash, and season them with sweet seasoning; lay them in a coffin with citron and lemon sliced; butter and close the pie.

Artichoke or Potatoe Pies.

Take artichoke bottoms, season them with

a little mace and cinnamon sliced, eight ounces of candied lemon and citron sliced, eringo-roots, and prunellas, a slit of each, two ounces of barberries. eight ounces of marrow, eight ounces of raisins of the sun stoned, and two ounces of sugar; butter the bottom of the pie, put these in mixed together, adding eight ounces of butter on the top lid, bake it, and then put on a lear, made as for the chicken pie.

To make an Apple or a Pear Pie.

Make a good puff paste crust, lay some round the sides of the dish, pare and quarter your apples, and take out the cores; lay a row of apples thick, throw in half the sugar you intend for your pie; mince a little lemon-peel fine, throw a few cloves, here and there one, then the rest of your apples, and the rest of your sugar. You must sweeten to your palate, and squeeze in a little lemon juice. Boil the peeling of the apples and the cores in fair water, with a blade of mace till it is very good; strain it, and boil the syrup with sugar till it is rich; pour it into your pie, put on your upper crust, and bake it. You may put in a little quince or marmalade, if you please.

Thus make a pear pie, but don't put in any quince. You may butter them when they come out of the oven, or beat up the yolks of

two eggs, and half a pint of cream, with a little nutmeg, sweetened with sugar; take off the lid, and pour in the cream. Cut the crust in little three cornered pieces, stick them about the pie, and send it to table.

To make a Cherry, Plumb, or Gooseberry Pie.

Make a good crust, lay a little round the sides of your dish, throw sugar at the bottom, and lay in your fruit, with sugar on the top. A few red currants will do well with them; put on your lid, and bake it in a slack oven.

Make a plumb pie the same way, and also a gooseberry pie. If you would have it red, let it stand a good while in the oven after the bread is drawn. A custard is very good with the gooseberry pie.

To make Tarts of divers Kinds.

If you propose to make them in patty-pans, first butter them well, and then put a thin crust all over them, in order to your taking them out with the greater ease; but if you make use of either glass or china dishes, add no crust but the top one. Strew a proper quantity of fine sugar at the bottom; and after that lay in your fruit, of what sort soever, as you think most proper; and strew a like quantity of the same sugar over them. Then put your lid on, and let them be baked in a slack oven. If you make tarts of apples, pears,

apricots, &c. the beaten crust is looked upon as the most proper; but that is submitted to your own particular fancy.

To make Apple Tart, or Pear Tart.

Pare them first, then cut them into quarters, and take the cores out; in the next place cut each quarter across again; throw them so prepared into a sauce-pan, with no more water in it than will just cover the fruit; let them simmer over a slow fire till they are perfectly tender. Before you set your fruit on the fire, take care to put a good large piece of lemon-peel into the water. Have the patty-pans in readiness, and strew fine sugar at the bottom; then lay in the fruit, and cover them with as much of the same sugar as you think convenient. Over each tart pour a tea-spoonful of lemon-juice, and three spoonfuls of the liquor in which they are boiled. Then lay the lid over them, and put them into a slack oven.

If the tarts be made of apricots, &c. you must neither pare them, nor cut them, nor stone them, nor use lemon-juice, which is the only material difference between these and other fruit.

Observe, with respect to *preserved tarts*, only lay in the preserved fruit, and put a very thin crust over them, and bake them as short a time as possible.

Orange or Lemon Tarts.

Take six large lemons, rub them very well with salt, and put them into water with a handful of salt in it, for two days; then change them into fresh water every day (without salt) for a fortnight; after this boil them two or three hours till they are tender, cut them into half-quarters, and then again three-quarter-ways, as thin as you can. Take six pippins pared, cored, and quartered, and a pint of fair water, in which let them boil till the pippins break; put the liquor to your orange or lemon, with half the pulp of the pippins well broken, and a pound of sugar. Boil these together a quarter of an hour, then put it in a gallipot, and squeeze an orange in it: if it be a lemon tart, squeeze a lemon; two spoonfuls is enough for a tart. Your patty-pans must be small and shallow. Use fine puff-paste, and very thin. A little baking will do. Just as your tarts are going into the oven, with a feather or brush do them over with melted butter, and then sift double refined sugar over them: This is a pretty icing.

Icing for Tarts.

Beat and sift a quarter of a pound of fine loaf sugar. Put it into a mortar with the white of one egg that has been well beat up. Add to these two spoonfuls of rose water, and beat all together till it be so thick as just to

run, observing to stir it all one way. It is laid on the tart with a brush or small bunch of feathers dipped in the icing. Set the tarts when so done, into a very gentle oven to harden. But take care not to let them stand too long, for that will discolour them.

An Almond Tart very good.

To half a pound of almonds blanched, and very finely beat with orange-flower water, put a pint of thick cream, two large Naples biscuits grated, and five yolks of eggs, with near half a pound of sugar; put all into a dish garnished with paste, and lay slips in diamonds cross the top; bake it in a cool oven; and when drawn out, stick slips of candied citron in each diamond.

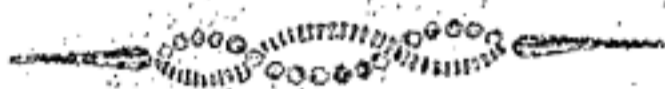
Orange Puff.

Pare off the rinds from Seville oranges, then rub them with salt; let them lie twenty-four hours in water, then boil them in four changes of water, making the first salt; drain them dry, and beat them fine to a pulp; bruise in the pieces of all that you have pared, make it very sweet with fine sugar, and boil it till it is thick; let it stand till it is cold, and then it will be fit to put into the paste.

Lemon Puffs.

Take a pound and a quarter of double refined sugar beaten and sifted, and grate the

rinds of two lemons, and mix well with the sugar, then beat the whites of two new-laid eggs very well, and mix them well with the sugar and lemon-peel; beat them together an hour and a quarter, then make them up in what form you please; be quick to set them in a moderate oven; do not take off the papers till cold.



CHAP. XII.

TO MAKE ALL SORTS OF CAKES.

A rich Cake.

TAKE six pounds of the best fresh butter, work it to a cream with your hands; then throw in by degrees three pounds of double refined sugar, well beat and sifted; mix them well together, then work in three pounds of blanched almonds; and having beaten four pounds of eggs, and strained them through a sieve, put them in; beat them all together till they are thick and look white. Then add half a pint of French brandy, half a pint of sack, a small quantity of ginger, and about two ounces each of mace, cloves, and cinnamon, with three large nutmegs, all beaten in a mortar as fine as possible. Then

shake in gradually four pounds of well dried and sifted flour. When the oven is well prepared, and a tin hoop to bake it in, stir into this mixture (as you put it into the hoop) seven pounds of currants well washed and rubbed, and such a quantity of candied orange, lemon, and citron, in equal proportions, as shall be thought convenient. The oven must be quick, and the cake will at least take four hours to bake it: Or, you may make two or more cakes out of these ingredients. You must beat it with your hands, and the currants must be plumped by pouring upon them boiling water, and drying them before the fire. Put them warm into the cake.

Another rich Cake.

To a quart and a half of fine flour add six pounds of currants, an ounce of cloves and mace, a little cinnamon; two grated nutmegs, a pound of the best sugar, some candied lemon, orange, or citron, cut in thin pieces; a pint of sweet wine, a little orange flower or rose water, a pint of yeast, a quart of cream, two pounds of butter melted, and poured into the middle of the flour. Then strew some flour over the butter, and let it stand half an hour before the fire. After which knead it well together, and put it before the fire to make it rise. Work it up very well; put this mixture into a tin hoop, and bake it two hours and a half in a gentle oven,

A Spanish Cake.

Take twelve eggs, three quarters of a pound of the best moist sugar, mill them in a chocolate mill, till they are all of a lather; then mix in one pound of flour, half a pound of pounded almonds, two ounces of candied orange-peel, two ounces of citron, four large spoonfuls of orange or rose water, half an ounce of cinnamon, and a glass of sack. It is best when baked in a slow oven.

Portugal Cakes.

Put a pound of fine sugar, a pound of fresh butter, five eggs, and a little mace, beaten, into a broad pan; beat it with your hands till it is very light, and looks curdling; then put thereto a pound of flour, and half a pound of currants very dry; beat them together, fill tin pans, and bake them in a slack oven. You may make *seed cakes* the same way, only put in carraway-seeds instead of currants.

Dutch Cakes.

Take five pounds of flour, two ounces of carraway-seeds, half a pound of sugar, and something more than a pint of milk, put into it three quarters of a pound of butter, then make a hole in the middle of the flour, and put in a full pint of good ale-yeast: pour in the butter and milk, and make these into a paste, letting it stand a quarter of an hour be-

fore the fire to rise; then mould it, and roll it into cakes pretty thin; prick them all over pretty much, or they will blister, and bake them a quarter of an hour.

Shrewsberry Cakes.

Take one pound of sugar, three pounds of the finest flower, a nutmeg grated, and some cinnamon well beaten; the sugar and spice must be sifted into the flower, wet it with three eggs, and as much melted butter as will make it of a good thickness to roll into a paste; mould it well, and roll it; cut it into what shape you please; perfume the cakes, and prick them before they go into the oven.

Marlborough Cakes.

Take eight eggs, yolks and white, beat and strain them, and put them to a pound of sugar, beaten and sifted; beat these three quarters of an hour together, then put in three quarters of a pound of flour well dried, and two ounces of carraway seeds; beat all well together, and bake it in broad tin pans, in a brisk oven.

Queen Cakes.

Take a pound of sugar, beat it fine, pour in yolks and whites of two eggs, half a pound of butter, a little rose water, six spoonfuls of warm cream, a pound of currants, and as much

flour as will make it up; stir them well together, and put them into your patty-pans, being well buttered; bake them in an oven, almost as hot as for bread, for half an hour; then take them out and glaze them, and let them stand but a little after the glazing is on to rise.

Uxbridge Cakes.

Take a pound of wheat flour, seven pounds of currants, half a nutmeg, and four pounds of butter; rub your butter cold very well among the meal. Dress the currants very well in the flour, butter, and seasoning, and knead it with so much good and new yeast as will make it into a pretty high paste: usually two-penny-worth of yeast to that quantity. After it is kneaded well together, let it stand an hour to rise. You may put half a pound of paste in a cake.

A Pound Cake.

Take a pound of butter, beat it in an earthen pan with your hand one way till it is like a fine thick cream; then have ready twelve eggs, with half the whites; beat them well first, and also beat them up with the butter, working into it a pound of flour, a pound of sugar, and a few carraways, for an hour with your hand, or a great wooden spoon.

Butter a pan, put it in, and then bake it an hour in a quick oven.

A Seed Cake.

Take three pounds of fine flour, and rub in two pounds of butter; eight eggs, and four whites, a little cream, and five spoonfuls of yeast. Mix all together, and put it before the fire to rise; then add three quarters of a pound of carraway-seeds, and put it in a hoop or tin rim well buttered. An hour and a half will bake it.

Fine Almond Cakes.

Take a pound of Jordan Almonds, blanch them, beat them very fine with a little orange-flower water, to keep them from oiling; then take a pound and a quarter of fine sugar, boil it to a high candy, and put in your almonds. Then take two fresh lemons, grate off the rind very thin, and put as much juice as to make it of a quick taste, put this mixture into glasses, set it in a stove, stirring often, that it may not candy: so when it is a little dry, part it into small cakes upon sheets of paper, or tin, to harden.

Saffron Cakes.

Take half a peck of the finest flour, a pound of butter, and a pint of cream, or good milk; set the milk on the fire, put in the butter, and

a good deal of sugar ; then strain saffron to your taste and liking into the milk ; take seven or eight eggs, with two yolks, and seven or eight spoonfuls of yeast ; put the milk to it when it is almost cold, with salt, and coriander seeds ; knead them all together, make them up in reasonable sized cakes, and bake them in a quick oven.

Orange Cakes.

Take the peels of four oranges, being first pared, and the meat taken out ; boil them tender, and beat them small in a marble mortar ; then take the pulp of them, and two more oranges, the seeds and shins being picked out, and mix them with the peelings that are beaten, set them on the fire, with a spoonful or two of orange-flower water, keeping it stirring till that moisture is pretty well dried up ; then have ready to every pound of that pulp, four pounds and a quarter of double refined sugar, finely sifted. Make the sugar very hot, dry it upon the fire, and then mix it and the pulp together ; set it on the fire again, till the sugar be well melted, but take care it does not boil. You may put in a little peel, shred small or grated ; and when it is cold, draw it up in double papers ; dry them before the fire, and when you turn them, put two together, or you may keep them in deep glasses or pots, and dry them as you have occasion.

Common Biscuits.

Beat up six eggs, with a spoonful of rose water, and a spoonful of sack; then add a pound of fine powdered sugar, and a pound of flour; mix these into the eggs by degrees, with an ounce of coriander seeds; shape them on white thin paper or tin moulds, in any form you please. Beat the white of an egg, and with a feather rub it over, and dust fine sugar over them. Set them in an oven moderately heated, till they rise and come to a good colour; and if you have no stove to dry them in, put them into the oven at night, and let them stand till morning.

To make Whigs.

Take three pounds and a half of flour, and three quarters of a pound of butter; rub it into the flour till none of it be seen; then take a pint or more of new milk, make it very warm, and with a half pint of ale-yeast, make it into a light paste, put in carraway-seeds, and what spice you please; then make it up, and lay it before the fire to rise; after this, work in three quarters of a pound of sugar, and then roll them pretty thin into what form you please; put them on tin plates and hold them before the fire to rise again, before you set them in; your oven must be pretty quick.

To make Buns.

Take two pounds of fine flour, a pint of ale-yeast, with a little sack, and three eggs beaten; knead all these together with a little warm milk, nutmeg, and salt. Lay it before the fire, till it rise very light. Then knead into it a pound of fresh butter, and a pound of round carraway comfits, and bake them in a quick oven, on floured papers, in what shape you please.

Maccaroons.

Take a pound of almonds, let them be scalded, blanched, and thrown into cold water, then dry them in a cloth, and pound them in a mortar; moisten them with orange-flower water, or the white of an egg, lest they turn to an oil; after this take an equal quantity of fine powdered sugar, with three or four whites of eggs; beat all well together, and shape them on wafer paper with a spoon.— Bake them on tin plates in a gentle oven.

Good Fritters.

Mix half a pint of good cream very thick with flour, beat six eggs, leaving out four whites; add six spoonfuls of sack, and strain them into the cream; put in a little grated nutmeg, ginger, cinnamon, and salt; then put in another half pint of cream, and beat the batter near an hour; pare and slice your ap-

ples thin, dip every piece in the batter, and throw them into a pan with boiling lard.

Pan Cakes.

Take a pint of thick cream, six spoonfuls of sack, and half a pint of fine flour, six eggs, but only three whites, one grated nutmeg, a quarter of a pound of melted butter, a very little salt, and some sugar; fry these thin in a dry pan.

Cheesecakes after the best manner.

First warm a pint of cream, and then add to it five quarts of milk that is warm from the cow; and when you have put a sufficient quantity of rennet to it, stir it about till it comes to a curd; then put the curd into a cloth, or linen bag, and let the whey be well drained from it: but take care not squeeze it hard; when it is sufficiently dry, throw it into a mortar, and beat it till it is as fine as butter. To the curd thus prepared, add half a pound of sweet-almonds, blanched & the same quantity of macaroons; both beaten together as fine as powder. If you have none of the last near at hand, make use of Naples biscuits in their stead; then add to your ingredients the yolks of nine eggs that have been well beaten, a whole nutmeg, and half a pound of double refined sugar. When you have mingled all these well together, melt a

pound and a quarter of the best fresh butter, and stir well into it.

As to your puff-paste for your cheesecakes, it must be made in the manner following,

Wet a pound of fine flour with cold water, and then roll it out; put in gradually at least two pounds of the best fresh butter and shake a small quantity of flour upon each coat as you roll it. Make it just as you use it.

N. B. Some will add to these, both currants and perfumed plumbs.

Cheesecakes without Rennet.

Take a quart of thick cream, and set it over a clear fire, with some quartered nutmeg in it: just as it boils up, put in twelve eggs well beaten; stir it a little while on the fire, till it begins to curdle, then take it off, and gather the curd as for cheese; put it in a clean cloth, tie it together and hang it up, that the whey may run from it, when it is pretty dry, put it in a stone mortar, with a pound of butter, a quarter of a pint of thick cream, some sack, orange-flower water, and half a pint of fine sugar; then beat and grind all these together for an hour or more, till it is very fine; pass it through a hair sieve, and fill your patty-pans but half full; you may put currants in half the quantity, if you please; a little more than a quarter of an hour

will bake them. Take the nutmeg out of the cream when it is boiled.

Potatoe or Lemon Cheesecakes.

Take six ounces of potatoes, four ounces of lemon-peel, four ounces of sugar, and four ounces of butter; boil the lemon-peel tender, pare and scrape the potatoes, boil them tender also, and bruise them; beat the lemon-peel with the sugar, then beat all together very well, and melt the butter in a little thick cream: mix all together very well, and let it lie till cold; put crutt in your patty-pans, and fill them little more than half full. Bake them in a quick oven half an hour; sift some double refined sugar on them as they go into the oven; this quantity will make a dozen small patty-pans.

CHAP. XIII.

OF PUDDINGS, &c.

To make a plain boiled Pudding.

TAKE a pint of new milk, mix with it six eggs well beaten, two spoonfuls of flour, half a nutmeg grated, a little salt, and sugar. Put this mixture into a cloth or bag. Put it into boiling water, and half an hour will boil it. Serve it up with melted butter.

A light Pudding.

Take a pint of cream, or new milk from the cow; in which boil a little nutmeg, cinnamon, and mace in a fine linen rag. Take out the spice, and beat up the yolks of eight eggs, and the whites of four, with a glass of mountain wine; to which add a little salt and sugar; then mix them with the milk. Put in a halfpenny roll, a spoonful of flour, and a little rose-water; and having beat them well together, tie all up in a thick cloth, and boil it for an hour. Melt butter, sugar, and a little white wine for sauce, and pour it over the pudding when dished.

A Quaking Pudding.

Take a penny white loaf grated, two spoonfuls of flour of rice, and seven eggs, beaten up. Put them in a quart of cream or new milk. Season them with nutmeg grated, and white rose-water. Tie it up, boil it an hour, and then serve it up with plain melted butter, and with sugar and a little wine.

A fine Biscuit Pudding.

Grate three Naples biscuits, and pour a pint of cream or milk over them hot. Cover it, close till cold, then add a little grated nutmeg, the yolks of four eggs and two whites beat in a little orange flower or rose water, two ounces

of powdered sugar, and half a spoonful of flour. Mix these well, and boil them in a China bason, tied in a cloth, for an hour. Turn it out of the bason, and serve it up in a dish with melted butter, and some fine sugar sprinkled over it.

Boiled Plumb Pudding.

Shred a pound of beef suet very fine, to which add three quarters of a pound of raisins stoned, a little grated nutmeg, a large spoonful of sugar, a little salt, some white wine, four eggs beaten, three spoonfuls of cream, and five spoonfuls of flour. Mix them well, and boil them in a cloth three hours. Pour over this pudding melted butter, when dished.

Tunbridge Puddings.

Pick and dry a pint of great oatmeal; bruise it, but not small, in a mortar. Boil it a quarter of an hour in new milk. Then cover it close, and let it stand till it be cold. To this, when cold, add eight eggs beaten and strained, a penny loaf grated, and half a nutmeg, three spoonfuls of Madeira or sack, a quarter of a pound or more of sugar. Mix these well together. Tie it up in a cloth, and boil it three hours. Serve it up with a good deal of butter poured over it.

A Custard Pudding.

Take two spoonfuls of fine flour, half a grated nutmeg, a little salt and sugar, six eggs well beaten, and mix them all in a pint of cream or new milk. Boil it in a cloth half an hour; and serve it up with plain melted butter.

A hunting Pudding.

Mix a pound of beef suet shred fine with a pound of fine flour, three quarters of a pound of currants well cleaned, a quarter of a pound of raisins stoned and shred, five eggs, a little grated lemon-peel, two spoonfuls of sugar, and a little brandy. Mix them well together, Tie it up in a cloth; and boil it full two hours. Serve it up with white wine and melted butter.

A boiled Suet Pudding.

Take a quart of milk, a pound of suet shred small, four eggs, two spoonfuls of grated ginger, or one of beaten pepper, and a tea spoonful of salt. Mix the seasoning and suet first in one pint of the milk, and make a thick batter with flour. Then mix in the rest of the milk with the seasoning and suet till it becomes a pretty thick batter. Boil it two hours. Serve it up with plain butter.

A Steak Pudding.

Make a rich paste of a quartern of flour and two pounds of suet shred fine, mixed up with cold water, seasoned with a little salt, and made stiff. The steaks may be either beef or mutton, well seasoned with pepper and salt. Roll the paste out half an inch thick. Lay the steaks upon it, and roll them up in it. Then tie it in a cloth, and put it into boiling water. A small pudding will be done enough in three hours. A large one takes five hours boiling.

N. B. Pigeons eat well this way.

A boiled Potatoe Pudding.

Boil two pounds of potatoes, and beat them in a mortar fine; beat in half a pound of melted butter, and boil it half an hour. Pour melted butter over it, with a glass of white wine, or the juice of a Seville orange, and throw sugar all over the pudding and dish.

A boiled Almond Pudding.

Beat a pound of sweet almonds as small as possible, with three spoonfuls of rose water, and a gill of sack or white wine; mix in half a pound of fresh butter melted, with five yolks of eggs, and two whites, a quart of cream, a quarter of a pound of sugar, half a nutmeg grated, one spoonful of flour, and

three spoonfuls of crumbs of white bread; mix all well together, and boil it. It will take half an hour boiling.

A boiled Rice Pudding.

Take a quarter of a pound of rice, and half a pound of raisins stoned. Tie them in a cloth, so as to give the rice room to swell. Boil it two hours, and serve it up with melted butter, sugar and grated nutmeg thrown over it.

A Prune, or Damson Pudding.

Take a quart of milk, beat six eggs and half the whites, with half a pint of milk and four spoonfuls of flour, a little salt and two spoonfuls of beaten ginger; then by degrees mix in all the milk, and a pound of *prunes*. Tie it in a cloth, boil it an hour, melt butter and pour over it. *Damsons* eat well this way.

An Apple Pudding.

Make a good puff paste, roll it out half an inch thick, pare and core apples enough to fill the crust, and close it up. Tie it in a cloth, and boil it; (if a small pudding, two hours; if a large one three or four hours.) When it is enough, turn it into a dish; cut a piece of crust out of the top, butter and sugar it to the palate; lay on the crust again, and send it to table hot.

N. B. A pear pudding, and a damson pudding, or any sort of plumb, apricots, cherries, or mulberries, may be made the same way.

A plain baked Pudding.

Boil a quart of milk; then stir in flour till thick; add half a pound of butter, six ounces of sugar, a nutmeg grated, a little salt, ten eggs but not all the whites. Mix them well, put it into a dish buttered, and it will be baked in three quarters of an hour.

A Bread Pudding baked.

Take a pint of cream, and a quarter of a pound of butter, set it on the fire, and keep it stirring; when the butter is melted, put in as much grated stale bread as will make it pretty light, a nutmeg, a sufficient quantity of sugar, three or four eggs, and a little salt. Mix all together, butter a dish, put it in, and bake it half an hour.

A Millet Pudding.

Take half a pound of millet, and boil it over night in two quarts of milk. In the morning add six ounces of sugar, six of melted butter, seven eggs, half a nutmeg, a pint of cream, and sweeten to your taste. Add ten eggs, with half the whites, and bake it.

A Marrow Pudding.

Boil a quart of cream, take it off the fire

boiling, and slice into it a penny white loaf. Add to it eight ounces of blanched almonds beaten fine, two spoonfuls of white rose-water, the yolks of six eggs, a glass of sack, a little salt, six ounces of candied lemon and citron sliced thin, a pound of beef marrow shred fine, and half a pound of currants. Mix all together, and put it into a dish-rubbed with butter. Half an hour will bake it; when enough, dust on some sugar, and serve it up hot.

A Rice Pudding.

Beat half a pound of rice to powder. Set it with three pints of new milk upon the fire, let it boil well, and when it grows almost cold, put to it eight eggs well beaten, and half a pound of suet or butter, half a pound of sugar, and a sufficient quantity of cinnamon, nutmeg, and mace. Half an hour will bake it.

You may add a few currants; candied lemon, citron peel, or other sweet-meats; and lay a puff-paste first all over the sides and rim of the dish.

A Poor Man's Pudding.

Take some stale bread; pour over it some hot water till it is well soaked; then press out the water, and wash the bread; add some powdered ginger, nutmeg grated, and a little

salt; some rose water or sack, Lisbon sugar, and currants; mix them well together, and lay it in a pan well buttered on the sides; when it is well flatted with a spoon, lay some pieces of butter on the top; bake it in a gentle oven, and serve it hot. You may turn it out of the pan when it is cold, and it will eat like a fine cheesecake.

An Orange Pudding.

Take the yolks of sixteen eggs, beat them well with half a pound of melted butter, grate in the rind of two Seville oranges, beat in half a pound of fine sugar, two spoonfuls of orange-flower water, two of rose water, a gill of sack, half a pint of cream, two Naples biscuits, or the crumb of a half penny roll soaked in the cream, and mix all well together. Make a thin puff-paste, and lay it all over the dish, and round the rim; pour in the pudding and bake it. It will take about as long baking as a custard.

A Carrot Pudding.

You must take a raw carrot, scrape it very clean, and grate it; take half a pound of the grated carrot, and a pound of grated bread; beat up eight eggs, leave out half the whites, and mix the eggs with half a pint of cream; then stir in the bread and carrot, half a pound of fresh butter melted, half a pint of sack,

three spoonfuls of orange flower water, and a nutmeg grated. Sweeten to your palate. Mix all well together; and if it is not thin enough stir in a little new milk or cream. Let it be of a moderate thickness: lay a puff-paste all over the dish, and pour in the ingredients. Bake it, which will take an hour. It may also be boiled. If so, serve it up with melted butter, white wine, and sugar.

A Quince, Apricot, or white Pear Plum Pudding.

Scald your Quinces very tender, pare them thin, scrape off the pulp, mix it with sugar very sweet, put in a little ginger and cinnamon. To a pint of cream you must put three or four yolks of eggs, and stir it into your quinces till they are of a good thickness. It must be pretty thick. So you may do apricots, or white pear-plumbs, but never pare them. Butter your dish pour it in, and bake it.

An Italian Pudding.

Lay puff-paste at the bottom and round the edges of the dish. Upon which pour a mixture of a pint of cream; French rolls enough to thicken it, ten eggs beaten very fine, a nutmeg grated, twelve pippins sliced, some orange peel and sugar, and half a pint of red wine. Half an hour will bake it.

An Apple Pudding.

Scald three or four codlins, and bruise them through a sieve. Add a quarter of a pound of biscuit, a little nutmeg, a pint of cream, and ten eggs, but only half the whites. Sweeten to your taste, and bake it.

A Norfolk Dumplin.

Make a batter as for pancakes, with a pint of milk, two eggs, a little salt, and as much flour as is needful. Drop this batter in pieces, into a pan of boiling water. And if the water boils fast, they will be sufficiently done in three minutes. Throw them into a sieve or cullender to drain. Then lay them in a dish; Stir a slice of fresh butter into each, and heat them hot.

A Hard Dumpling.

Mix flour and water, and a little salt, like a paste. Roll it into balls, as big as a turkey's egg. Have a pan of boiling hot water ready. Throw the balls of paste into the water, having first rolled them in flour. They eat best boiled in a beef pot; and a few currants added make a pretty change. Eat them with butter, as above.

Apple Dumplings.

Pare and core as many codlings as you intend to make dumplings. Make a little cold

butter paste. Roll it to the thickness of one's finger, and wrap it round every apple singly; and if they be boiled singly in pieces of cloth, so much the better. Put them into boiling water, and they will be done in half an hour. Serve them up with melted butter and white wine and garnish with grated sugar about the dish.

CHAP. XIV.

OF SYLLABUBS, CREAMS, AND
FLUMMERY.

To make a fine Syllabub from the Cow.

SWEETEN a quart of cyder with double refined sugar, and grate a nutmeg into it; then milk the cow into your liquor. When you have thus added what quantity of milk you think proper, pour half a pint, or more (in proportion to the quantity of syllabub you make) of the sweetest cream you can get, all over it.

A White Syllabub.

Take two porringers of cream, and one of white wine, grate in the skin of a lemon, take

The whites of three eggs, sweeten to your taste, then whip it with a whisk; take off the froth as it rises, pour it into your syllabub-glasses or pots, and they are fit for use.

To make a fine Cream.

Take a pint of cream, sweeten to your palate; grate in a little nutmeg, add a spoonful of orange-flower water, or rose water, and two spoonfuls of sack; beat up four eggs, and two whites, stir it all together one way over the fire, till it is thick; have cups ready and pour it in.

Lemon Cream.

Take the juice of four large lemons, half a pint of water, a pound of double refined sugar beaten fine, the whites of seven eggs, and the yolk of one beaten very well; mix all together, strain it, set it on a gentle fire, stirring it all the while, and skim it clean; put into it the peel of one lemon when it is very hot, but not to boil; take out the lemon-peel, and pour it into china dishes.

Raspberry Cream.

Take a quart of thick sweet cream, and boil it two or three wallops; then put it off the fire, and strain the juice of raspberries into it to your taste; stir it a good while before you put your juice in, that it may be almost cold when you mix it, and afterwards stir it

one way for almost a quarter of an hour; then sweeten it to your taste, and when cold you may send it up.

Whipt Cream.

Take a quart of thick cream, and the whites of eight eggs beaten with half a pint of sack; mix it together, and sweeten to your taste with double refined sugar; you may perfume it (if you please) with musk or ambergrease tied in a rag, and steeped a little in the cream. Whip it up with a whisk that has a bit of lemon-peel tied in the middle. Take off the froth with a spoon, and lay it in your glasses or basons.

To make a Trifle.

Cover the bottom of a dish or bowl with Naples biscuits broke in pieces, macaroons in halves and ratafia cakes. Just wet them through with sack; then make a good boiled custard not too thick, and when cold pour it over, then put a syllabub over that.—You may garnish with ratafia cakes, current jelly, and flowers.

Flummery.

Take a large calf's foot, cut out the great bones, and boil them in two quarts of water; then strain it off, and put to the clear jelly half a pint of thick cream, two ounces of sweet almonds, and an ounce of bitter almonds,

well beaten together: Let it just boil, then strain it off, and when it is as cold as milk from the cow, put it into cups or glasses.

Oatmeal Flummery.

Put oatmeal (as much as you want) into a broad deep pan, cover it with water, stir it together, and let it stand twelve hours; then pour off that water clear, and put on a good deal of fresh, shift it again in twelve hours, and so on in twelve more. Then pour off that water clear, and strain the oatmeal through a coarse hair sieve, pour it into a sause pan, keeping it stirring all the time with a stick, till it boils and becomes very thick. Then pour it into dishes. When cold, turn it into plates, and eat it with what you please, either wine and sugar, or milk. It eats very well with cyder and sugar.

You may observe to put a great deal of water to the oatmeal, and when you pour off the last water, put on just enough fresh to strain the oatmeal well. Some let it stand forty-eight hours, some three days, shifting the water every twelve hours; but that is as you like it for sweetness or tartness. Groats, once cut, do better than oatmeal. Mind to stir it together when you put in fresh water.

CHAP. XV.

OF JELLIES, GIAMS, AND
CUSTARDS.*Calf's Feet Jelly.*

CUT four calves feet in pieces, put them into a pipkin, with a gallon of water, cover them close, and boil them softly till almost half be consumed, then run the liquor through a sieve, and let it stand till it be cold. With a knife take off the fat at top and bottom, melt the fine part of the jelly in a preserving pan or skillet, and put in a pint of Rhenish wine, the juice of four or five lemons, double refined sugar to your taste, the whites of eight eggs beaten to a froth; stir and boil all these together near half an hour; then pass it thro' a sieve into a jelley bag; put into your jelly bag a very small sprig of rosemary and a piece of lemon-peel; pass it through the bag till it is as clear as water.

Hart's Horn Jelly.

Take a large gallipot with hart's horn, then fill it full with spring water, tie a double paper over the gallipot, and set it in a baker's

oven with household bread. In the morning take it out, run it through a jelly-bag, season with juice of lemons, double refined sugar, and the whites of eight eggs well beaten. Let it have a boil, and run it through the jelly-bag again into jelly-glasses, putting a bit of lemon-peel into the bag.

Currant Jelly.

Having stript the currants from the stalks, put them into a stone jar: stop it close; set it in a kettle of boiling water half way up the jar; let it boil half an hour; take it out, and strain the juice through a coarse hair sieve. To a pint of juice put a pound of sugar; set it over a fine quick clear fire in a preserving-pan or bell mettle skillett. Keep stirring it all the time till the sugar be melted; then skim the scum off as fast as it rises.

When the jelly is very clear and fine, pour it into earthen or china cups, or gallipots. When cold, cut pieces of white paper just the bigness of the top of the pot, dip them in brandy, lay them on the jelly; then cover the top close with white paper, and prick it full of holes. Set it in a dry place. You may put some in glasses for present use.

Raspberry Giam.

Take a pint of currant jelly, and a quart of raspberries, bruise them well together, set them

over a slow fire, keeping it stirring all the time till it boils. Let it boil five or six minutes, pour it into the gallipots, paper them as you do the currant jelly, and keep them for use. They will keep for two or three years, and have the full flavour of raspberries.

A Custard.

Sweeten a quart of new milk to your taste; grate in a little nutmeg, beat up eight eggs well (leaving out half the whites) stir them into the milk, and bake them in china cups, or put them into a deep china dish. Have a kettle of water boiling, set the cups in, let the water come about half way, but do not let it boil too fast, for fear of its getting into the cups. You may add a little rose-water, and French brandy.

Boiled Custards.

Put into a pint of cream two ounces of almonds, blanched and beaten very fine, with rose or orange-flower water, or a little thickened, then sweeten it, and stir in the eggs, and keep it stirring over the fire till it is as thick as you would have it; then put to it a little orange-flower water, stir it well together, and put it into china cups.

N. B. You may make them without almonds.

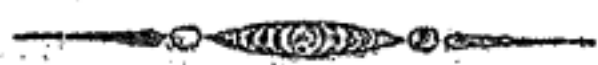
Almond Custards.

Take a pint of cream, blanch and beat a quarter of a pound of almonds fine, with two spoonfuls of rose-water. Sweeten it to your palate. Beat up the yolks of four eggs, stir all together one way over the fire, till it is thick; then pour it out into your cups. Or you may bake it in little china cups.

Rice Custards.

Boil a quart of cream with a blade of mace, and a quartered nutmeg, put thereto boiled rice well beat with the cream; mix these together, stirring them all the while they boil. When enough, take it off, and sweeten it to your taste; put in a little orange-flower water or brandy, then pour it into dishes. When cold, serve it up.

CHAP. XVI.

POTTING AND COLLARING.*To pot Beef or Venison.*

WHEN you have boiled or baked, and cut your meat small, let it be well beaten in a marble mortar, with some butter melted for

that purpose, and two or three anchovies, till you find it mellow and agreeable to your palate. Then put it close down in pots, and pour over them a sufficient quantity of clarified butter. You may season your ingredients with what spice you please.

To pot Pigeons, or any other Fowls.

Your pigeons being trussed and seasoned with savoury spice, put them in a pot, cover them with butter; and bake them; then take them out and drain them, and when they are cold, cover them with clarified butter. The same way you may pot fish, only bone them when they are baked.

To pot Chars or Trouts.

Clean the fish well, and bone them; wash them with vinegar, cut off the tails, fins and heads: then season them with pepper, salt nutmegs, and a few cloves; put them down close in a pot, and being well covered, bake them for a couple of hours or more, with a little verjuice and some butter; then pour off the liquor, and cover them with clarified butter.

To pot Lampreys or Eels.

Take lampreys or eels, skin, gut, and wash them, and slit them down the back; take out the bones, and cut them in pieces to fit your

pot; then season them with pepper, salt, and nutmeg, and put them in the pot, with half a pint of vinegar. They must be close covered, and baked half an hour; and when done, pour off the liquor, and cover them with clarified butter.

To collar Beef.

Lay a flank of beef in ham brine a fortnight, then take it out, and dry it in a cloth; lay it on a board, take out all the leather and skin, cut it cross and cross; season it with savoury spice, two anchovies, and a handful or two of thyme, parsley, sweet marjoram, winter-savoury, onions, and fennel, strew it on the meat, roll it into a hard collar in a cloth, sew it close, tie at both ends, and put it in a collar pot with a pint of red wine, cochineal, and two quarts of pump water. When it is cold, take it out of the cloth.

To collar a Breast of Veal.

Bone the veal, season it all over the inside with cloves, mace, and salt beat fine, a handful of sweet-herbs, stripped of the stalks, a little sage, penny-royal, and parsley shred very fine, then roll it up as you do brawn; bind it with narrow tape very close, then tie a cloth round it, and boil it very tender in vinegar and water, a like quantity, with a little mace, cloves, pepper, and salt, all whole. Make it

Boil, then put in the collars; when boiled tender, take it up; and when both are cold, take off the cloth, lay the collar in an earthen pan, and pour the liquor over; cover it close, and keep it for use.

To collar a Breast of Mutton.

Cut off the red skin, and take out the bones and gristles. Then take grated white bread, a little cloves, mace, salt, and pepper, the yolks of three hard eggs bruised small, and a little lemon peel shred fine: with which, having laid the meat even and flat, season it all over, and add three or four anchovies, washed and boned; then roll the meat like a collar, and bind it with coarse tape, and bake, boil, or roast it.

To collar Pork.

Bone a breast of pork, season it with savoury seasoning, a good quantity of thyme, parsley and sage; then roll it in a hard collar in a cloth, tie it at both ends, and boil it; and when it is cold, steep it in the savoury liquor in which it was boiled.

To collar Eels.

Scour large silver eels with salt, slit them down the back, and take out all the bones; then wash and dry them, and season them

with savoury spice, minced parsley, thyme, sage, and onion; and roll each in little collars in a cloth, and tie them close. Then boil them in water and salt, with the heads and bones, half a pint of vinegar, a bunch of herbs, some ginger and a pennyworth of isinglass; when they are tender, take them up, tie them close again, strain the pickle, and keep the eels in it.

CHAP. XVII.

OF PRESERVING, DRYING, AND
CANDYING.

To keep Green Peas till Christmas.

TAKE fine young peas, shell them, throw them into a cullender to drain, then lay a cloth four or five times double on a table, and spread them thereon; dry them very well, and have your bottles ready, fill them and cover them with mutton suet fat; when it is a little cool, fill the necks almost to the top, cork them, and tie a bladder and a leather over them, and set them in a cool dry place.

To keep French Beans all the Year.

Take young beans, gathered on a dry day,

have a large stone jar ready, lay a layer of salt at the bottom, then a layer of beans, then salt and then beans, and so on till the jar is full; cover them with salt, and tie a coarse cloth over them, and a board on that, and then a weight to keep it close from all air; set them in a dry cellar, and when you use them, take some out and cover them close again; wash those you take out very clean, and let them lie in soft water twenty-four hours, shifting the water often; when you boil them do not put any salt in the water.

To keep White Bullace, Pear Plumbs, or Damsons, &c. for Tarts or Pies.

Gather them when full grown, and just as they begin to turn. Pick all the largest out; save about two thirds of the fruit; to the other third put as much water as you think will cover them, boil and skin them; when the fruit is boiled very soft, strain it through a coarse hair sieve, and to every quart of this liquor put a pound and a half of sugar, boil it and skim it very well; then throw in your fruit, just give them a scald, take them off the fire, and when cold put them into bottles with wide mouths, pour your syrup over, lay on a piece of white paper, and cover them with oil.

To make Marmelade.

To two pounds of quinces, add three quarters of a pound of sugar, and a pint of spring water; put them over the fire, and boil them till they are tender; drain off the liquor, and bruise them; then put them into it again, let it boil three quarters of an hour, and put it into your pots or saucers.

To Preserve Mulberries whole.

Set some mulberries over the fire in a skillet or preserving pan; draw from them a pint of juice when it is strained; then take three pounds of sugar beaten very fine, wet the sugar with the pint of juice, boil up your sugar and skim it, put in two pounds of ripe mulberries, and let them stand in the syrup till they are thoroughly warm; then set them on the fire, and let them boil very gently; do them but half enough, and put them by in the syrup till the next day, then boil them gently again when the syrup is pretty thick, and will stand in round drops when it is cold, they are enough; so put all into a gallipot for use.

To preserve Gooseberries, Damsons, or Plumbs.

Gather them when dry, full grown, and not ripe; pick them one by one, put them into glass bottles that are very clean and dry, and cork them close with new corks; then

Put a kettle of water on the fire, and put in the bottles with care; wet not the corks, but let the water come up to the necks; make a gentle fire till they are a little coddled, and turn white; do not take them up till cold, then pitch the corks all over, or wax them close, and set them in a cool dry cellar.

To preserve Peaches.

Put your peaches in boiling water, just give them a scald, but do not let them boil; take them out, and put them in cold water, then dry them in a sieve, and put them in long wide-mouthed bottles: to half a dozen of peaches take a quarter of a pound of sugar, clarify it, pour it over your peaches, and fill the bottles with brandy. Stop them close, and keep them in a dry place.

To preserve Apricots.

Pare your apricots, divide them in halves to take out the stones, and give them a light boiling in a pint of water, or according to your quantity of fruit; then add to the water after taking out the fruit, the weight of your apricots in sugar, and boil it till it comes to a syrup; put in the apricots again, and give them a light boiling, taking off the scum as it rises. When the syrup jellies, it is enough; then take up the apricots, and cover them with the jelly; put cut paper over them, and lay them down when cold.

To preserve Apricots green.

Take apricots when they are young and tender, coddle them a little, rub them with a coarse cloth to take off the skin, throw them into water as you do them, and put them in the same water they were coddled in; cover them with vine-leaves and white paper, or something more at the top; the closer you keep them, the sooner they are green; be sure you do not let them boil; when they are green, weigh them, and to every pound of apricots take a pound of loaf sugar, put it into the pan, and to every pound of sugar, a gill of water; boil your sugar and water a little, and skim it, then put in your apricots, let them boil together till your fruit looks clear, and your syrup thick; skim it all the time it is boiling, and put them into a pot covered with paper dipped in brandy.

To preserve Plumbs.

Take plumbs before they have stones in them, which you may know by putting a pin through; coddle them in many waters till they are as green as grass; peel them and coddle them again: you must take the weight of them in sugar, and make a syrup put to your sugar a pint of water; then put them in, set them on the fire to boil slowly, till they be clear, skimming them often, and they will

be very green. Put them up in glasses, and keep them for use.

To Preserve Cherries.

Take two pounds of cherries, one pound and a half of sugar, half a pint of fair water, melt your sugar in it; when it is melted, put in your cherries; boil them softly at first, then faster, and skim them; take them off two or three times and shake them; put them on again, and let them boil fast. When they are of a good colour, and the syrup will stand, they are enough.

To preserve Raspberries.

Chuse raspberries that are not too ripe, and take the weight of them in sugar; wet your sugar with a little water, put in your raspberries, and let them boil softly; take heed of breaking them; when they are clear, take them up, and boil the syrup till it be thick, enough, then put them in again; and when they are cold, put them in glasses.

To preserve Currants.

Take the weight of the currants in sugar, pick out the seeds; to a pound of sugar add half a pint of water; let it melt; then put in your currants, and let them do very leisurely; skim them, and take them up; let the syrup

boil, then put them on again; and when they are clear, and the syrup thick enough, take them off. When they are cold, put them in glasses.

To dry Peaches:

Take the fairest and ripest peaches, pare them into fair water; take their weight in double refined sugar: of one half make a very thin syrup; put in your peaches, boiling them till they look clear, then split and stone them. After this boil them till they are very tender, lay them a-draining, take the other half of the sugar, and boil it almost to candy; put in your peaches, and let them lie all night, then lay them on a glass, and set them in a stove, till they are dry. If they are sugared too much, wipe them with a wet cloth a little: let the first syrup be very thin; a quart of water to a pound of sugar.

To dry Cherries.

To four pound of cherries, put one pound of sugar, and just as much water to the sugar as will wet it; when it is melted, make it boil, stone your cherries, put them in, and give them a boil; skim them two or three times, take them off, and let them stand in the syrup two or three days; then boil your syrup again, and put it to them, but do not

boil your cherries any more. Let them stand three or four days longer, then take them out, and lay them in a sieve to dry; when dry, lay them in rows on paper; a row of cherries, and a row of white paper, in boxes.

To Candy Angelica.

Gather it in April, boil it in water till it be tender, then take it up and drain it from the water very well; scrape the outside of it, dry it in a clean cloth, and lay it in the syrup; let it lie three or four days, and cover it close: the syrup must be rich, and keep it hot a good while, but let it not boil; lay it upon a pie-plate, to let it dry; and keep it near the fire, lest it dissolve.

CHAP. XVIII.

OF PICKLING.

To pickle Asparagus.

GATHER your asparagus, and lay them in an earthen pot; make a brine of water and salt strong enough to bear an egg, pour it hot on them, and keep it close covered. When you use them, lay them in cold water two hours, then boil and butter them for ta-

ble. If you use them as a pickle, boil them as they come out of the brine, and lay them in vinegar.

To pickle Nasturtian Budds or Seeds.

Take the seeds fresh of the plant when they are pretty large, but before they grow hard, and throw them into the best white wine vinegar that has been boiled up with what spices are most agreeable. Keep them close stopped in a bottle. They are fit for use in eight days.

To pickle or make Mangoes of Melons.

Take green melons, as many as you please, and make a brine strong enough to bear an egg; then pour it boiling hot on the melons, keeping them down quite under the brine; let them stand five or six days, then take them out, slit them down on one side, take out all the seeds, scrape or scope them a little in the inside, and wash them clean with cold water; then take a clove of garlick a little ginger and nutmeg sliced, and whole peppe; put all the e proportionably into the melons, filling them up with mustard seed; then lay them in an earthen pot with the slit upwards, and take one part of mustard and two parts of vinegar, enough to cover them, pouring it upon them scalding hot, and keep them close stopped.

To pickle Mushrooms.

Cut the stems of small buttons at the bottom; wash them in two or three waters with a piece of flannel. Have in readiness a stew-pan on the fire, with some spring water that has had a handful of common salt thrown into it; and as soon as it boils, put in your buttons. When they have boiled about three or four minutes, take them off the fire, and throw them into a cullender; from thence spread them as quick as you can upon a linen cloth, and cover them with another. Have ready several wide-mouthed bottles; and as you put in the mushrooms, now and then mix a blade or two of mace, and some nutmeg sliced amongst them; then fill your bottles with distilled vinegar. If you pour over them some melted mutton-fat, that has been well strained, it will keep them better than oil itself would.

To pickle Barberries.

Take white wine vinegar and water, of each an equal quantity; to every quart of this liquor, put in half a pound of common sugar, then pick the worst of your barberries and put into this liquor, and the best into glasses; boil your pickle with the worst of your barberries, and skim it very clean. Boil it till it looks of a fine colour, and let it stand

to be cold ; then strain it through a cloth, wringing it to get all the colour you can from the barberries. Let it stand to settle, then pour it clear into the glasses. In some of the pickle boil a little fennell ; when cold, put a bit at the top of the pot or glass, and cover it close with a bladder and leather.

To pickle Radish pods.

Make a pickle with cold spring-water and bay-salt, strong enough to bear an egg ; put your pods in, and lay a thin board upon them to keep them under water. Let them stand ten days, then drain them in a sieve, and lay them on a cloth to dry. Take white wine vinegar, as much as you think will cover them, boil it, and put your pods in a jar, with ginger, mace, cloves, and Jamaica pepper. Pour on your vinegar boiling hot ; cover them with a coarse cloth, three or four times double, that the steam may come through a little, and let them stand two days. Repeat this twice or thrice ; when it is cold put in a pint of mustard seed, and some horse-radish ; cover it close.

To pickle Samphire.

Lay what quantity you think proper of such samphire as is green in a clean pan, and (after you have thrown two or three handfuls of

salt over it) cover it with spring water. When it has lain four and twenty hours, put it into a brass sauce-pan, that has been well cleaned; and when you have thrown into it one handful only of salt, cover it with the best vinegar. Cover your sauce-pan close, and set it over a gentle fire; let it stand no longer than till it is just crisp and green, for it would be utterly spoiled should it stand till it be soft. As soon as you have taken it off the fire, pour it into pickling pots, and take care to cover it close.

To pickle Onions.

Take small onions, peel them, lay them in salt and water a day, and shift them in that time once; then dry them in a cloth, and take some white wine vinegar, cloves, mace, and a little pepper; boil this pickle and pour over them, and when it is cold, cover it close.

To pickle Cabbage.

Take a large fine red cabbage, and cut it in thin slices, season some vinegar with what spice you think fit, then pour it on scalding hot, two or three times.

To pickle French Beans.

Gather them before they have strings, and put them in very strong brine of water and

salt till they are yellow; then drain them from the brine, put boiling hot vinegar to them, and stop them close twenty-four hours; do so four or five days following, and they will turn green; then put to a peck of beans half an ounce of cloves and mace, and as much pepper.

To pickle Cucumbers.

Let your cucumbers be small, fresh gathered, and free from spots; make a brine of salt and water strong enough to bear an egg; boil this pickle, skim it well, then pour it upon your cucumbers, and stive them down for 24 hours; then strain them out into a cullender, dry them well with a cloth, and take the best white wine vinegar, with cloves, sliced mace, nutmeg, white pepper corns, long pepper, and races of ginger, (as much as you please) boil them up together, and then clap the cucumbers in, with a few vine-leaves, and a little salt. Let them simmer in this pickle till they are green, taking care not to let them boil: put them into jars, stive them down close, and when cold, tie on a bladder and leather.

To pickle Walnuts.

Put them into strong salt and water for nine days, and stir them twice a day; observing

to change the salt and water every three days. Then let them stand in a hair sieve till they turn black. Put them into strong stone jars, and pour boiling allegar over them. Cover them up, and let them stand till they be cold. Then give the allegar three more boilings, pour it each time on the walnuts, and let it stand till it be cold between every boiling. Then tie them down with paper and a bladder over them, and let them stand two months. Then make for them the following pickle.— To every two quarts of allegar, put half an ounce of mace, and the same of olives; of black pepper, Jamaica pepper, ginger, and long pepper, an ounce each, and two ounces of common salt. Boil it ten minutes, pour it hot on your walnuts, and tie them down covered with paper and a bladder.

 CHAP. XIX.

OF MADE WINES.

To make Gooseberry Wine:

TAKE gooseberries when they are just beginning to turn ripe, bruise them well, but not so as to break their seeds; pour to every eight pounds of pulp a gallon of spring water, and let them stand in the vessel covered, in

a cool place, twenty-four hours; then put them into a strong canvass or hair bag, press out all the juice that will run from them, and to every quart of it put twelve ounces of loaf sugar, stirring it about till it be melted; then put it up in a well-seasoned cask, and set it in a cool place: when it has purged and settled about twenty or thirty days, fill the vessel full, and bung it down close.

When it is well worked and settled, draw it off into bottles, and keep them in a cool place.

To make Currant Wine.

Gather your currants when the weather is dry, and they are full ripe: strip them carefully from the stalk, put them into a pan, and bruise them with a wooden pestle; let it stand about twenty hours, after which strain it thro' a sieve. Add three pounds of fine powder sugar to every four quarts of the liquor; and then shaking or stirring it well, fill your vessel, and put about a quart of brandy to every seven gallons; as soon as it is fine, bottle it off.

To make Raisin Wine.

Put two hundred weight of raisins, with the stalks, into a hogshead, and fill it almost full with spring water: let them steep about twelve

days, frequently stirring them about, and after pouring the juice off, press the raisins. Put all the liquor together in a very clean vessel. You will find it hiss for some time, and when the noise ceases, it must be stopped close, and stand for six or seven months; and then if it proves fine and clear, rack it off into another vessel; stop it up, and let it remain twelve or fourteen weeks longer; then bottle it off.

To make Raspberry Wine.

Take red raspberries when they are nearly ripe, clean the husks and stalks from them, soak them in fair water, that has been boiled and sweetened with loaf sugar, a pound and a half to a gallon; when they are soaked about twelve hours, take them out, put them into a fine linen pressing bag; press out the juice into the water, then boil them up together, and scum them well twice or thrice over a gentle fire; take off the vessel, and let the liquor cool, and when the scum rises, take off all that you can, and pour the liquor into a well-seasoned cask, or earthen vessel; then boil an ounce of mace in a pint of white wine, till the third part be consumed, strain it, and add it to the liquor; when it has well

settled and fermented, draw it off into a cask or bottles, and keep it in a cool place.

To make Morella Wine.

Take two gallons of white wine, and twenty pounds of Morella cherries; take away the stalks, and so bruise them that the stones may be broken; press the juice into the wine, and add of mace, cinnamon, and nutmeg, an ounce of each, tied in a bag, grossly bruised, and hang it in the wine, when you put it in the cask.

To make Elder Wine.

When the elder-berries are ripe, pick them and put them into a stone jar: set them in boiling water, or in a slack oven, till the jar is as warm as you can well bear to touch it with your hands; then strain the fruit through a coarse cloth, squeezing them hard, and pour the liquor into a kettle. Put it on the fire, let it boil, and to every quart of liquor add a pound of Lisbon sugar, and skim it often. Then let it settle; pour it off into a jar, and cover it close.

To make Cowslip Wine.

Take five pounds of loaf sugar, and four gallon of water, simmer them half an hour to dissolve the sugar; when it is cold, put in

half a peck of cowslip flowers, picked and gently bruised; then add two spoonfuls of yeast, and beat it up with a pint of syrup of lemons, and a lemon-peel or two. Pour the whole into a cask, let them stand close stopp'd for three days; that they may ferment; then put in some juice of cowslips, and give it room to work; when it has stood a month, draw it off into bottles, putting a little lump of loaf sugar into each.

To make Mead.

To thirteen gallons of water, put thirty pounds of honey, boil and scum it well, then take rosemary, thyme, bay-leaves, and sweet-briar, one handful altogether; boil it an hour, put it into a tub, with a little ground malt; stir it till it is new milk warm; strain it through a cloth, and put into the tub again; cut a toast, and spread it over with good yeast, and put into the tub also; and when the liquor is covered over with yeast, put it up in a barrel: then take of cloves, mace and nutmegs, an ounce and a half; of ginger, sliced an ounce; bruise the spice, tie it up in a rag, and hang it in the vessel, stopping it up close for use.

To make Balm Wine.

Take a peck of balm leaves, put them in a

tub or large pot, heat four gallons of water scalding hot. then pour it upon the leaves, and let it stand all night; in the morning strain them through a hair sieve; put to every gallon of water two pounds of fine sugar, and stir it very well; take the whites of four or five eggs, put them into a pan, and whisk it very well, before it be over hot; when the scum begins to rise take it off, and keep it skimming; all the while it is boiling; let it boil three quarters of an hour, and then put it into the tub; when it is cold put a little new yeast upon it, and beat it in every two hours, that it may head the better; so work it for two days, then put it into a sweet vessel, bung it close, and when it is fine bottle it.

To make Birch Wine.

Take your birch water and clear it with whites of eggs; to every gallon of water take two pounds and a half of fine sugar; boil it three quarters of an hour, and when it is almost cold, put in a little yeast; work it two or three days, then put it into the barrel, and to every five gallons put in a quart of brandy, and half a pound of stoned raisins. Before you put up your wine, burn a brimstone match in the barrel.

To make Orange Wine.

Take six gallons of water, fifteen pounds of powder sugar, and the whites of six eggs well beaten; boil them three quarters of an hour, and skim them while any scum will rise; when it is cold enough for working, put to it six ounces of the syrup of citron or lemons, and six spoonfuls of yeast; beat the syrup and yeast well together, and put in the peel and juice of fifty oranges: work it two days and a night; then turn it up into a barrel, and bottle it at three or four months old.

To make Apricot Wine.

Take three pounds of sugar, and three quarts of water, let them boil together, and skim it well; then put in six pounds of apricots pared and stoned, and let them boil till they are tender; then take them up; you may, if you please, after you have taken out the apricots, let the liquor have one boil with a sprig of flowered clary in it; the apricots make marmelade, and are very good for present spending.

To make Damson Wine.

Gather your damsons dry, weigh them and bruise them with your hand; put them into an earthen stein that has a faucef, and a

wreath of straw before the faucet; add to every eight pounds of fruit a gallon of water; boil the water, skim it, and put it to your fruit scalding hot; let it stand two whole days; then draw it off, and put it into a vessel fit for it; and to every gallon of liquor put two pounds and a half of fine sugar; let the vessel be full, and stop it close; the longer it stands the better; it will keep a year in the vessel; bottle it out. The small damson is the best. You may put a very small lump of double refined sugar in every bottle.

To make Sage wine.

Take four handfuls of red sage, beat it in a stone mortar like green sauce; put it into a quart of red wine, and let it stand three or four days close stopped, shaking it twice or thrice, then let it stand and settle, and the next day in the morning take of the sage wine three spoonfuls, and of running water one spoonful, fasting after it one hour or better; use this from Michaelmas to the end of March; it will cure any aches or humours in the joints, dry rheums, keep off all diseases to the fourth degree; it helps the dead palsy, and convulsions in the sinews, sharpens the memory, and from the beginning of taking it will keep the body mild, strengthens nature, till the fulness of your day be finished; nothing will be

changed in your strength, except the change of the hair; it will keep your teeth sound that were not corrupted before; it will keep you from the gout, the dropsy, or any swellings of the joints or body.

To make Quince Wine.

Take your quinces when they are thorough ripe, wipe off the fat very clean; then take out the cores, bruise them as you do apples for cyder, and press them, adding to every gallon of juice two pounds and a half of fine sugar; stir it together till it is dissolved; then put it in your cask, and when it has done working, stop it close; let it stand till March before you bottle it. You may keep it two or three years and it will be the better.

To make Lemon Wine.

Take six large lemons, pare off the rind, cut them, and squeeze out the juice; steep the rind in the juice, and put to it a quart of brandy; let it stand in an earthen pot close stopt three days: then squeeze six more, and mix with two quarts of spring water, and as much sugar as will sweeten the whole; boil the water, lemons, and sugar together, letting it stand till it is cool; then add a quart of white wine, and the

other lemon and brandy; mix them together, and run it through a flannel bag into some vessel; let it stand three months, and bottle it off; cork your bottles very well, and keep it cool; it will be fit to drink in a month or six weeks.

To make Barley-wine.

Take half a pound of French barley and boil it in three waters, and save three pints of the last water, and mix it with a quart of white wine, half a pint of borage water, as much clary water, a little red rose water, the juice of five or six lemons, three quarters of a pound of fine sugar, and the thin yellow rind of a lemon; brew all these quick together, run the liquor through a strainer and bottle it up; it is pleasant in hot weather, and very good in fevers.

To make Plumb Wine.

Take twenty pounds of Malaga raisins, pick, rub, and shred them, and put them into a tub; then take four gallons of fair water, boil it an hour, and let it stand till it is blood warm; then put it to your raisins; let it stand nine or ten days, stirring it once or twice a day; strain out your liquor, and mix with it two quarts of damson juice, put it in a vessel, and when it has done working stop

it close; at the end of four or five months bottle it.

To make Palermo Wine.

Take to every quart of water a pound of Malaga raisins, rub and cut the raisins small, and put them to the water, and let them stand ten days, stirring once or twice a day; you may boil the water an hour before you put it to the raisins, and let it stand to cool; at ten days end, strain out your liquor, and put a little yeast to it; and at three days end put it in the vessel, with one sprig of dried wormwood; let it be close stopped, and at three months end, bottle it off.

To make Clary Wine.

Take twenty-four pounds of Malaga raisins, pick them and chop them very small, put them in a tub, and to each pound a quart of water; let them steep ten or eleven days, stirring it twice every day; you must keep it covered close all the while; then strain it off and put it into a vessel, and about half a peck of the tops of clary when it is in blossom; stop it close for six weeks, and then bottle it off; in two or three months it is fit to drink. It is apt to have a great settlement at bottom; therefore it is best to draw it off by plugs, or tap it pretty high.

To make Orange Wine with Raisins.

Take thirty pounds of new Malaga raisins, pick them clean, and chop them small; you must have twenty large Seville oranges, ten of them you must pare as thin as for preserving. Boil about eight gallons of it in soft water, till a third part be consumed; let it cool a little, then put five gallons of hot upon your raisins and orange-peel; stir it well together, cover it up, and when it is cold, let it stand five days, stirring it up once or twice a day; then pass it through a hair sieve, and with a spoon press it as dry as you can; put it in a rundlet fit for it, and add to it the rhinds of the other ten oranges cut as thin as the first; then make a syup of the juice of twenty oranges, with a pound of white sugar. It must be made the day before you turn it up. Stir it well together and stop it close. Let it stand two months to clear, and then bottle it up. It will keep three years, and is better for keeping.

To make Frontinac Wine.

Take six gallons of water, twelve pounds of white sugar, and six pounds of raisins of the sun cut small; boil these together an hour; then take of the flowers of elder, when they are falling and will shake off, the quan-

tity of half a peck; put them in the liquor when it is almost cold; the next day put in six spoonfuls of syrup of lemons, and four spoonfuls of ale yeast; two days after put it in a vessel that is fit for it; when it has stood two months, bottle it off.

To make English Champaign, or the fine Current Wine.

Take to three gallons of water nine pounds of Lisbon sugar; boil the water and sugar half an hour, skim it clean, then have one gallon of currants picked, but not bruised; pour the liquor boiling hot over them; and when cold, work it with half a pint of yeast two days; pour it through a flannel or sieve; then put it into a barrel fit for it, with half an ounce of isinglass well bruised; when it has done working, stop it close for a month; then bottle it, and in every bottle put a very small lump of double refined sugar: This is excellent wine, and has a beautiful colour.

To make Saragosa Wine, or English Sack.

To every quart of water put a sprig of rue, and to every gallon a handful of fennel roots; boil these half an hour, then strain it off, and to every gallon of this liquor put

three pounds of honey; boil it two hours, and skim it well; when it is cold, pour it off, and run it into the vessel, or such casks as is fit for it; keep it a year in the vessel, and then bottle it. It is a very good sack.

Mountain Wine.

Pick out the stalks of your Malaga raisins, chop them small, and add five pounds to every gallon of cold spring water; let them steep a fortnight or more, squeeze out the liquor, and barrel it in a vessel fit for it; first fume the vessel with brimstone. Don't stop it close till the hissing is over.

To make Cherry Brandy.

Take six dozen pounds of cherries, half red and half black, mash or squeeze them to pieces with your hands, and put them to three gallons of brandy, letting them stand steeping twenty-four hours; then put the mashed cherries and liquor, little at a time into a canvass bag, and press it as long as any juice will run; sweeten it to your taste; put it into a vessel fit for it; let it stand a month, and bottle it out. Put a lump of loaf sugar into every bottle.

To make Shrub.

Take two quarts of brandy, and put it in

a large bottle, adding to it the juice of five lemons, the peels of two, and half a nutmeg; stop it up, let it stand three days, and add to it three pints of white wine, and a pound and a half of sugar; mix it, strain it twice through a flannel, and bottle it up. It is a pretty wine, and a cordial.

To make fine Milk Punch.

Take two quarts of water, one quart of milk, half a pint of lemon-juice, and one quart of brandy, with sugar to your taste; put the milk and water together a little warm, then the sugar and the lemon juice: stir it well together, then the brandy; stir it again, and run it through a flannel bag till it is very fine, then bottle it. It will keep a fortnight or more.

To recover Wine that is turned sharp.

Rack off your wine into another vessel, and to ten gallons put the following powder: Take oyster-shells, scrape and wash off the brown, dirty outside of the shell, and dry them in an oven till they will powder; put a pound of this powder to every nine or ten gallons of your wine; stir it well together, and stop it up, then let it stand to settle two or three days or till it is fine. As soon as it is fine, bottle it off and cork it well.

To fine wine the Lisbon way.

To every twenty gallons of wine take the white of ten eggs, and a small handful of salt, beat them together to a froth, and mix them well with a quart or more of the wine; then pour the wine and the whites into the vessel, stir it well, and in a few days it will be fine.

To clear wine.

Take half a pound of hartshorn, and dissolve it in cyder, if it be for cyder, or Rhenish wine for any other liquor. This is quite sufficient for a hogshead.



AN
APPENDIX,

CONTAINING

SEVERAL NEW RECEIPTS ADAPTED TO THE
AMERICAN MODE OF COOKING.



To make a baked Indian Pudding.

ONE quart of boiled milk to five spoonfuls of Indian Meal, one gill of molasses, and salt to your taste; putting it in the oven to bake when it is cold.

An Indian Pudding boiled.

One quart of milk, and three half-pints of Indian meal, and a gill of molasses, then put it in a cloth, and let it boil seven, or eight hours. The water boiling when it is put in.

Water may be used instead of milk in case you have none.

To make Mush.

Boil a pot of water, according to the quantity you wish to make, and then stir in the meal till it becomes quite thick, stirring it all the time to keep out the lumps, season with salt, and eat it with milk or molasses.

Buck-Wheat Cakes.

Take milk-warm water, a little salt, a table spoonful of yeast, and then stir in your buck-wheat till it becomes of the thickness of batter; and then let it enjoy a moderate warmth for one night to raise it, bake the same on a griddle, greasing it first to prevent them from sticking.

To make Pumpkin Pie.

Take the Pumpkin and peel the rind off, then stew it till it is quite soft, and put thereto one pint of pumpkin, one pint of milk, one glass of malaga wine, one glass of rose-water, if you like it, seven eggs, half a pound of fresh butter, one small nutmeg, and sugar and salt to your taste.

Dough Nu's.

To one pound of flour, put one quarter of a pound of butter, one quarter of a pound of sugar, and two spoonfuls of yeast; mix them all together in warm milk or water, of the thickness of bread, let it raise, and make them in what form you please, boil your fat (consisting of hog's lard), and put them in.

To make Sausages.

Take your pork, fat and lean together, and mince it fine, then season it with ground pepper, salt, and sage pounded, then have the

offals well cleaned, and fill them with the above; they are then fit for use. When you put them in your pan remember to prick them to prevent them from bursting.

To make Blood Puddings.

Take your Indian meal (according to the quantity you wish to make), and scald it with boiled milk or water, then stir in your blood, straining it first, mince the hog's lard and put it in the pudding, then season it with treacle and pounded penny-royal to your taste, put it in a bag and let it boil six or seven hours.

To make Cranberry Tarts.

To one pound of flour three quarters of a pound of butter, then stew your Cranberry's to a jelly, putting good brown sugar in to sweeten them, strain the cranberry's, and then put them in your patty-pans for baking in a moderate oven for half an hour.

To pickle Peppers.

Take your peppers and cut a slit in the side of them, put them in cold salt and water for twelve hours, then take them out and put them in fresh salt and water, and hang them over the fire in a brass kettle, letting the water be as hot as you can bear your hand in, let them remain over the fire till they turn yellow, when they turn yellow, shift the wa-

ter, and put them in more salt and water of the same warmth; then cover them with cabbage leaves till they turn green, when they are done, drain the salt and water off, then boil your vinegar, and pour it over them: they will be fit for use in three days.

To pickle Beets.

Put into a gallon of cold vinegar as many beets as the vinegar will hold, and put thereto half an ounce of whole pepper, half an ounce of allspice, a little ginger, if you like it, and one head of garlic.

Note. Boil the beets in clear water, with their dirt on as they are taken out of the earth, then take them out and peel them, and when the vinegar is cold put them in, and in two days they will be fit for use. The spice must be boiled in the vinegar.

To make Peach Sweetmeats.

To one pound of Peaches put half a pound of good brown sugar, with half a pint of water to dissolve it, first clarifying it with an egg; then boil the peaches and sugar together, skimming the egg off, which will rise on the top, till it is of the thickness of a jelly. If you wish to do them whole, do not peel them, but put them into boiling water, and give

them a boil, then take them out and wipe them dry.—Pears are done the same way.

Quince Sweetmeats.

To one pound of quinces put three quarters of a pound of good brown sugar: the quinces boiled. With respect to the rest follow the above receipt.

Green Gage Sweetmeats.

Make a syrup just as you do for quinces, only allowing one pound of sugar, to one pound of gages.—Plumbs and damsons are made the same way.

A Receipt to make Maple Sugar.

Make an incision in a number of maple trees, at the same time, about the middle of February, and receive the juice of them in wooden or earthen vessels. Strain this juice (after it is drawn from the sediment) and boil it in a wide mouthed kettle. Place the kettle directly over the fire, in such a manner that the flame shall not play upon its sides. Skim the liquor when it is boiling. When it is reduced to a thick syrup and cooled, strain it again, and let it settle for two or three days, in which time it will be fit for granulating. This operation is performed by filling the kettle half full of syrup, and boiling it a se-

cond time. To prevent its boiling over, add to it a piece of fresh butter or fat of the size of a walnut. You may easily determine when it is sufficiently boiled to granulate, by cooling a little of it. It must then be put into bags or baskets, through which the water will drain. This sugar, if refined by the usual process, may be made into as good single or double refined loaves, as were ever made from the sugar obtained from the juice of the West India cane.

To make Maple Molasses.

This may be done three ways. 1. From the thick syrup, obtained by boiling after it is strained for granulation. 2. From the drainings of the sugar after it is granulated. 3. From the last runnings of the tree [which will not granulate] reduced by evaporation to the consistence of molasses.

To make Maple Beer.

To every four gallons of water when boiling, add one quart of maple molasses. When the liquor is cooled to blood heat, put in as much yeast as is necessary to ferment it. Malt or bran may be added to this beer, when agreeable. If a table spoonful of the essence of spruce be added to the above quantities of

water and molasses, it makes a most delicious and wholesome drink.

Receipt to make the famous Thierres Vinegar.

Take of wormwood, thyme, rosemary, lavender, sage, rue and mint, each a handful; pour on them a quart of the best wine vinegar, set them eight days in moderate hot ashes, shake them now and then thoroughly, then squeeze the juice out of the contents through a clean cloth; to which add two ounces of camphire. The use thereof is to rinse the mouth, and wash therewith under the arm pits, neck and shoulders, temples, palms of the hands, and feet, morning and evening; and to smell frequently therat, has its salutary effects.

N. B. The above receipt did prove an efficacious remedy against the plague in London, when it raged there in the year 1665.

Method of destroying the putrid Smell which Meat acquires during hot Weather.

Put the meat intended for making soup, into a saucepan full of water, scum it when it boils, and then throw into the saucepan a burning pit coal, very compact and destitute of smoke, leave it there for two minutes, and it will have contracted all the smell of the meat and the soup.

If you wish to roast a piece of meat on the spit, you must put it into water until it boils, and after having scummed it, throw a burning pit coal into the boiling water as before; at the end of two minutes, take out the meat, and having wiped it well in order to dry it, put it upon the spit.

To make Spruce Beer out of the Essence.

For a cask of eighteen gallons take seven ounces of the Essence of Spruce, and fourteen pounds of molasses; mix them with a few gallons of hot water; put it into the cask; then fill the cask with cold water, stir it well, make it about lukewarm; then add about two parts of a pint of good yeast or the grounds of porter; let it stand about four or five days to work, then bung it up tight, and let it stand two or three days, and it will be fit for immediate use after it has been bottled.

To make Spruce Beer out of Shed Spruce.

To one quart of Shed Spruce, two gallons of cold water, and so on in proportion to the quantity you wish to make, then add one pint of molasses to every two gallons, let it boil four or five hours and stand till it is luke-warm, then put one pint of yeast to ten gallons, let it work, then put it into your cask, and bung it up tight, and in two days it will be fit for use.

To make an Eel Pie.

Skin your eels and parboil them, then season them with pepper and salt, and put them into your paste, with half a dozen raw oysters, one quarter of a pound of butter, and water.

To make a Pork Pie.

Take fresh pork and cut it into thin slices, season it with pepper and salt, and put it into your paste.

To make a raised Pork Pie.

Take six ounces of butter to one pound of flour, and so on in proportion, boil the butter in a sufficient quantity of water to mix with the flour hot, let the paste be stiff and form it in a round shape with your hands; then put in your pork, seasoned to your taste with pepper and salt, and then bake it for about an hour.

To make a Bath Pudding.

Take one pint of new milk, six eggs beat well in the milk, four table spoonfuls of fine flour, three table spoonfuls of yeast, three spoonfuls of rose-water, and three spoonfuls of Malaga wine; grate into it a small nutmeg, sweetened with fine soft sugar to your taste; mix them all well together, and let them stand

one hour before they are to be baked; bake them in eight small patty-pans, and one large one for the middle of the dish; butter the patty-pans; put them in a fierce oven, and in fifteen minutes they will be done.

To make a pot Pie.

Make a crust and put it round the sides of your pot, then cut your meat in small pieces, of whatever kind the pot-pie is to be made of, and season it with pepper and salt, then put it in the pot and fill it with water, close it with paste on the top; it will take three hours doing.

To make Short Gingerbread.

One pound of superfine flour, to half a pound of good fresh butter, and so on in proportion to the quantity you wish to make, beat your butter till it froths, half an ounce of ginger, a few carraway seeds, and one pound of sugar, roll it out thin and bake it. Common gingerbread is made the same way, only molasses instead of sugar.

To make Whafles.

One pound of sugar, one pound of flour, one pound of butter, half an ounce of cinnamon, one glass of rose water; make it in balls as big as a nutmeg, and put them in your whafle iron to bake.

To make Crullers.

One pound of flour to half a pound of good brown-sugar, and half a pound of butter, let your hog's lard be boiling, then make them into what form you please, and put them in to fry.

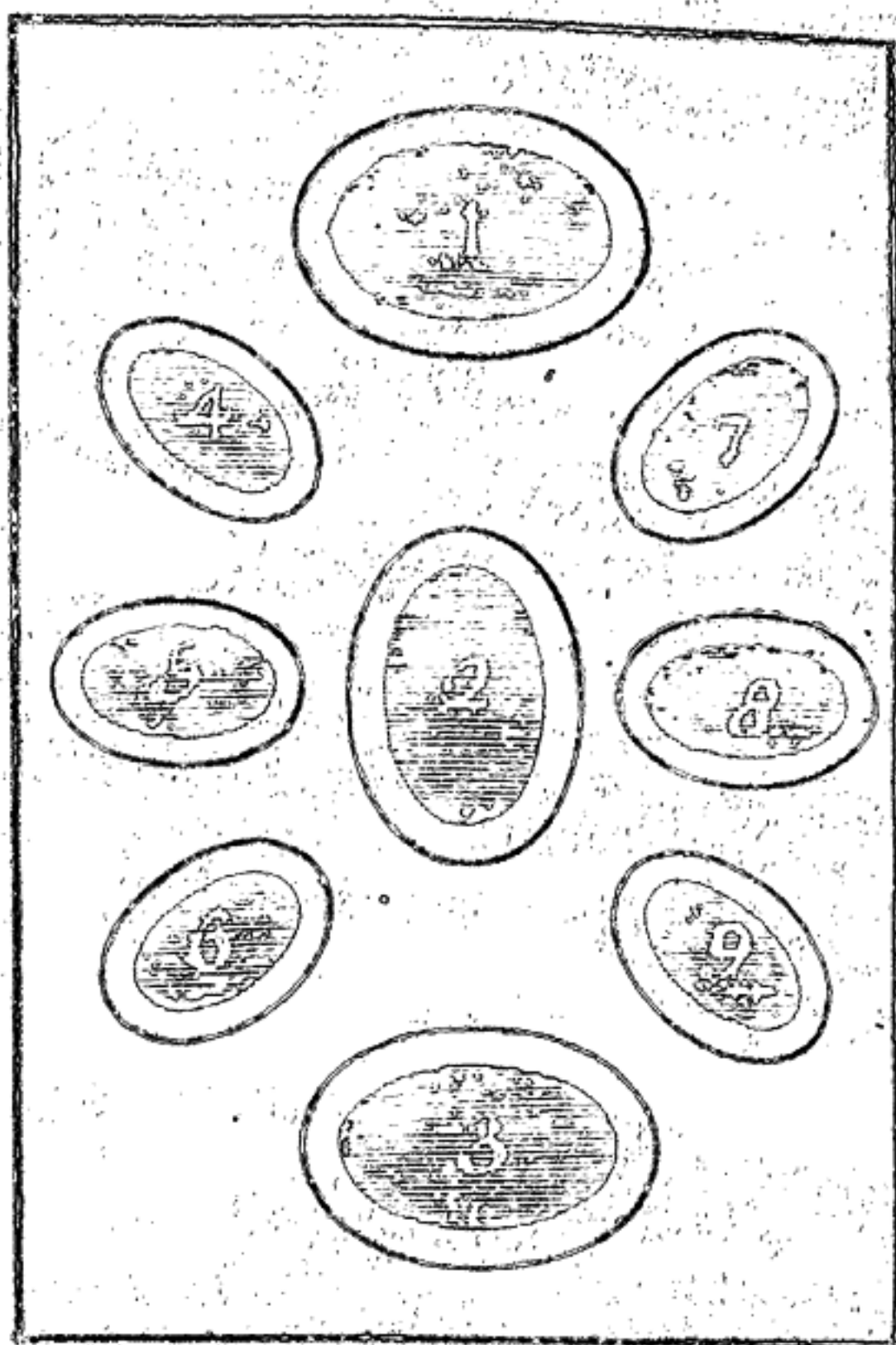
The following curious Method of rearing Turkeys to advantage, is translated from a Swedish Book, entitled Rural Economy.

Many of our housewives, says this ingenious author, have long despaired of success in rearing turkey's, and complained, that the profit rarely indemnifies them for their trouble and loss of time: whereas, continues he, little more is to be done, than to plunge the chick into a vessel of cold water, the very hour, if possible, but at least the very day it is hatched, forcing it to swallow one whole pepper corn; after which let it be returned to its mother. From that time it will become hardy, and fear the cold no more than a hen's chick. But it must be remembered, that this useful species of fowls are also subject to one particular disorder when they are young, which often carries them off in a few days. When they begin to droop, examine carefully the feathers on the rump, and you will find two or three, whose quill-part is filled with blood,

Upon drawing these the chike recovers, and after that requires no other care, than what is commonly bestowed on poultry that range the court yard.

The truth of these assertions is too well known to be denied; and as a convincing proof of the success, it will be sufficient to mention, that three parishes in Sweeden have, for many years used this method, and gained several hundred pounds by rearing and selling turkeys.





TWELVE BILLS OF FARE,

DISPOSED IN THE ORDER THE DISHES

Are to stand upon the Table.

(AS ABOVE.)

A Bill of FARE for JANUARY.

First Course.

- | | |
|-------------------|--------------------|
| 1 Cod's Head. | 6 Plumb Pudding. |
| 2 Soup Santé. | 7 Petit Patties. |
| 3 Roast Beef. | 8 Boiled Chickens. |
| 4 Scotch Collops. | 9 Tongue. |
| 5 Leg of Lamb. | |

Second Course.

- | | |
|---------------------|------------------------|
| 1 Roast Turkey. | 6 Almond Cheese-cakes. |
| 2 Jellies. | 7 Minced Pies. |
| 3 Woodcocks. | 8 Larks. |
| 4 Marinated Smelts. | 9 Lobsters. |
| 5 Leg of Lamb. | |

A Bill of FARE for FEBRUARY.

First Course.

- | | |
|-------------------|----------------------------|
| 1 Dish of Fish. | 6 Beef Collops. |
| 2 Pease Soup. | 7 Ham. |
| 3 Fillet of Veal. | 8 Rump of Beef à la Daube. |
| 4 Chickens. | 9 Marrow Pudding. |
| 5 French Pye. | |

Second Course.

- | | |
|----------------------|----------------------|
| 1 Wild Fowls. | 6 Tartlets. |
| 2 Epergne. | 7 Stewed Pippins. |
| 3 Hare. | 8 Ragout Melle. |
| 4 Cardoons. | 9 Artichoke Bottoms. |
| 5 Scolloped Oysters. | |

A Bill of FARE for MARCH.

First Course.

- | | |
|------------------------|-------------------|
| 1 Stew'd Carp or Tench | 5 Beef Steak Pye. |
| 2 Soup Lorrain. | 6 Veal Collops. |
| 3 Chine of Mutton | 7 Lambs Fry. |
| and Stewed Celery. | 8 Almond Pudding. |
| 4 Sheeps Rumps. | 9 Calves Ears. |

Second Course.

- | | |
|-----------------------|------------------------|
| 1 A Poulard Larded. | 6 Craw-fish, |
| 2 A Trifle. | 7 Prawns. |
| 3 Tame Pigeons. | 8 Fricasee of Rabbits. |
| 4 Blanchmange. | 9 Sweet Pears stewed |
| 5 Ragou'd Sweetbreads | |

A bill of FARE for APRIL.

First Course.

- | | |
|----------------------|--------------------------|
| 1 Crimp Cod & Smelts | 6 Small Puddings. |
| 2 Spring Soup. | 7 Cutlets à la Maintenon |
| 3 Loin of Veal. | 8 Beef Trembling. |
| 4 Boiled Chickens. | 9 Tongue. |
| 5 Pigeon Pie. | |

Second Course.

- | | |
|--------------------------|------------------|
| 1 Ducklings. | 6 Tansy. |
| 2 Jellies and Syllabubs. | 7 Black Caps. |
| 3 Ribs of Lamb. | 8 Oyster Leaves. |
| 4 Asparagus. | 9 Mushrooms. |
| 5 Roast Sweet-breads. | |

A Bill of FARE for MAY.

First Course.

- | | |
|--------------------------------|-------------------------|
| 1 Calvert's Salmon
broiled. | 5 Pigeon Pie raised. |
| 2 Vermicelli Soup. | 6 Ox Palates. |
| 3 Chine of Lamb. | 7 Collared Mutton. |
| 4 Rabbits with Onions. | 8 Breast of Veal Ragout |
| | 9 Pudding. |

Second Course.

- | | |
|-----------------------------|------------------|
| 1 Green Goose. | 6 Lamb Cutlets. |
| 2 Epergne. | 7 Cocks Combs. |
| 3 Roast Chickens. | 8 Custards. |
| 4 Asparagus. | 9 Stewed Celery. |
| 5 Green Gooseberry
Tart. | |

A Bill of FARE for JUNE.

First Course.

- | | |
|----------------------|-------------------|
| 1 Turbot. | 6 Veal Cutlets. |
| 2 Green Pease Soup. | 7 Harrico. |
| 3 Haunch of Venison. | 8 Ham. |
| 4 Chickens. | 9 Orange Pudding. |
| 5 Lamb Pie. | |

Second Course.

- | | |
|--------------------|---------------------|
| 1 Turkey Poults. | 6 Peas. |
| 2 Apricot Puffs. | 7 Fricasee of Lamb. |
| 3 Fruit. | 8 Smelts. |
| 4 Cherry Tart. | 9. Lobsters. |
| 5 Roasted Rabbits. | |

A Bill of FARE for JULY.

First Course.

- | | |
|--|--------------------|
| 1 Mackarel, &c. | 5 Venison Pasty. |
| 2 Herb Soup. | 6 Chickens. |
| 3 Boiled Goose and
Stew'd Red Cabbage | 7 Lemon Pudding. |
| 4 Breast of Veal à la
Braise. | 8 Neck of Venison. |
| | 9 Mutton Cutlets. |

Second Course.

- | | |
|------------------|------------------------|
| 1 Roast Turkey. | 6 Custards. |
| 2 Fruit. | 7 Apricot Tart. |
| 3 Roast Pigeons. | 8 Fricasee of Rabbits. |
| 4 Stewed Peas. | 9 Cucumbers. |
| 5 Sweet-breads. | |

A Bill of FARE for AUGUST.

First Course.

- | | |
|-------------------|----------------------|
| 1 Stewed Soals. | 6 Scotch Collops. |
| 2 Craw-fish Soup. | 7 Turkey à la Daube. |
| 3 Fillet of Veal. | 8 Marrow Pudding. |
| 4 Chickens. | 9 Tongue. |
| 5 French Patty. | |

Second Course.

- | | |
|-----------------|---------------------------------|
| 1 Roast Ducks. | 6 Matelot of Eels. |
| 2 Jellies. | 7 Fillets of Soals. |
| 3 Leveret. | 8 Apple Pie. |
| 4 Macaroni. | 9 Fricasee of Sweet-
breads. |
| 5 Cheese-Cakes. | |

A Bill of FARE for SEPTEMBER.

First Course.

- | | |
|-----------------|----------------------|
| 1 Dish of Fish. | 6 Harrico of Mutton. |
| 2 Gravy Soup. | 7 Veal Cutlets. |
| 3 Roast Beef. | 8 Almond Tarts. |
| 4 Chickens. | 9 Ham. |
| 5 Pigeon Pie. | |

Second Course.

- | | |
|-----------------|---------------------|
| 1 Wild Fowls. | 6 Craw-fish. |
| 2 Fruit. | 7 Ragou'd Lobsters. |
| 3 Partridges. | 8 Oyster Loaves. |
| 4 Peas. | 9 Fried Artichokes. |
| 5 Sweet-Breads. | |

A Bill of FARE for OCTOBER.

First Course.

- | | |
|------------------------|-----------------------|
| 1 Cod and Oyster Sauce | 6 Chickens. |
| 2 Almond Soup. | 7 Small puddings. |
| 3 Tongue and Udder. | 8 Pork Chops roasted. |
| 4 Jugged Hare. | 9 Torrent de Veau. |
| 5 French Patty. | |

Second Course.

- | | |
|-------------------|-------------------|
| 1 Pheasants. | 6 White Fricasee. |
| 2 Jellies. | 7 Mushrooms. |
| 3 Turkey. | 8 Oyster Loaves. |
| 4 Sewed Pears. | 9 Pippins. |
| 5 Roast Lobsters. | |

A Bill of FARE for NOVEMBER.

First Course.

- | | |
|--------------------------------------|-------------------------------|
| 1 A dish of Fish. | 6 Beef Collops. |
| 2 Vermicelli Soup. | 7 Ox Palates. |
| 3 Chine of Pork. | 8 Leg of Lamb and
Spinach. |
| 4 Veal Cutlets. | 9 Harrico. |
| 5 Boiled Turkey and
Oyster Sauce. | |

Second Course.

- | | |
|------------------|---------------------|
| 1 Woodcocks. | 6 Blanchmange. |
| 2 Fruit. | 7 Crocant. |
| 3 Hare. | 8 Ragou'd Lobsters. |
| 4 Sheep's Rumps. | 9 Lambs Ears. |
| 5 Oyster Patty. | |

A Bill of FARE for DECEMBER.

First Course.

- | | |
|------------------|--------------------|
| 1 Cod's Head. | 6 Veal Collops. |
| 2 Stewed Beef. | 7 Lambs Fry. |
| 3 Chine of Lamb. | 8 Calf's Feet Pic. |
| 4 Chickens. | 9 Tongue. |
| 5 Pudding. | |

Second Course.

- | | |
|---------------|-----------------|
| 1 Wild Fowls. | 6 Prawns. |
| 2 Jellies. | 7 Sturgeon. |
| 3 Partridges. | 8 Savory Cakes. |
| 4 Larks. | 9 Mushrooms. |
| 5 Galantine. | |

FINIS.

G. & R. WAITE,

PRINTERS, BOOKSELLERS, AND STATIONERS,

NO. 64, MAIDEN-LANE, NEW-YORK,

Constantly keep for Sale.

BIBLES, Prayer Books
Testaments
Watts' Psalms, and Hymns,
Dutch Church Psalms,
Scotch Presbyterian Psalms
Methodist Hymns,
School Books of all kinds
Song Books, Children's Histories
Almanacs, Catechisms and Primers
STATIONERY.

Ledgers, Journals, Waste Books,
Memorandum Books
Copy Books, Cyphering Books,
Copper Plate Copies
Ink Powder, Liquid Ink
Dutch Quills, Penknives, Rulers,
Ink-stands, Sand Boxes
Steel Dust, Sealing Wax
Wafers, Slates India Rubber
India Ink, Lead Pencils
Drawing Books, Drawing Paper,
Water Colours, Pencil Brushes,
Morocco Pocket Books, Ladies
and Gentlemen's,
Ladies Thread Cases, assorted
Black Leather Pocket Books
Blank Cards, Playing Cards
Conversation Cards, Black Lines
Visiting Cards, Writing Paper,
Letter Paper, Blue Paper
Bonnet Boards, Paste Boards.

PATENT MEDICINES.

Scotch Ointment, a certain, safe
and pleasant cure for the
Itch; the only medicine in
the world that cures the Itch
in Four Hours.

Antibilious Pills
Vegetable Lotion, for the face
and skin

Church's celebrated Cough
Drops
Pectoral Pills for colds
German Corn Plaister
Essence of Mustard
Church's Eye-Salve
Botanical Tea, Worm Lozenges,
Tincture for the Tooth-ache
Ditto for the Scurvy in the Gums
Solomon's Balm of Gilead
Pairosa Lozenges for clearing
the voice and removing
hoarsenesses
Oriental Cerate, and
Specific Pills for outward and
inward Piles, &c. &c.
Cordial Restorative Balsam, for
the weak, debilitated, seden-
tary and consumptive
Beasley's Family Plaister, an ea-
sy and certain cure for all
kinds of cuts, sores, bruises,
scalds, &c.

Northrop's Jaundice Bitters
Stoughton's Bitters, Fly Powder
Essence of Peppermint
Hooper's Female Pills
Godfrey's Cordial, British Oil
Steers' Opodeldoc, Daffy's Elixir
Hacvlam Oil, Friars' Balsam
Balsam of Honey
Bateman's Drops
Tudlington's Balsam of Life
Dalby's Carminative
Anodyne Essence
Anderson's Scots' Pills, &c. &c.

PERFUMERY


OF ALL KINDS.


PRINTED BLANKS

OF EVERY DESCRIPTION.


PRINTING as usual elegantly executed.

LOTTERY TICKETS & SHARES, constantly for Sale.
















Decorative border with floral and geometric motifs, including a repeating pattern of stylized flowers and a central vertical line.

Main body of the page containing dense, illegible text in an Arabic-based script, possibly a historical record or legal document. The text is arranged in approximately 25 horizontal lines, with varying line lengths and some internal spacing. The overall appearance is that of a heavily used or aged manuscript page.